


AVISO



La información contenida en este documento es propiedad de la Bolsa de Valores de la República Dominicana y debe ser usada sólo para fines informativos y nunca como consejo de inversión.

Cualquier publicación o reproducción de esta información debe ser autorizada expresamente por la Bolsa de Valores de la República Dominicana.

¡BVRD, por un Mercado de Valores más Transparente, Equitativo y Eficiente!



Bolsa de Valores de la
República Dominicana



**Boletín Bursátil de Operaciones de Renta Fija
Mercados Primario y Secundario**

jueves, 04 de mayo de 2017

Tasa de Cambio USD

47.4180

| Mercados | Valor Nominal USD | Valor Transado USD | Valor Transado en USD Equivalentes a RD\$ | Valor Nominal RD\$ | Valor Transado RD\$ | Total Transado en la BVRD |
|--|-----------------------|-----------------------|---|--------------------------|--------------------------|---------------------------|
| Mercado Primario | 0.00 | 0.00 | 0.00 | 0.00 | 0.00 | 0.00 |
| Mercado Secundario | 0.00 | 0.00 | 0.00 | 1,067,816,000.00 | 1,126,128,717.32 | 1,126,128,717.32 |
| Total Transado Hoy | 0.00 | 0.00 | 0.00 | 1,067,816,000.00 | 1,126,128,717.32 | 1,126,128,717.32 |
| Desde el 1ero de Enero hasta el 04 de mayo del 2017 | | | | | | |
| Mercado Primario | 100,000,000.00 | 100,077,227.43 | 4,723,116,848.84 | 2,300,000,000.00 | 2,309,036,698.05 | 7,032,153,546.89 |
| Mercado Secundario | 58,677,520.00 | 62,671,737.05 | 2,962,444,859.02 | 47,108,871,362.00 | 50,186,418,045.84 | 53,148,862,904.86 |
| Volumen Acumulado | 158,677,520.00 | 162,748,964.48 | 7,685,561,707.86 | 49,408,871,362.00 | 52,495,454,743.89 | 60,181,016,451.75 |
| Desde el 1ero de Enero hasta el 04 de mayo del 2016 | | | | | | |
| Mercado Primario | 51,853,800.00 | 51,853,800.00 | 2,377,802,667.42 | 1,128,932,379.00 | 1,129,671,481.84 | 3,507,474,149.26 |
| Mercado Secundario | 74,673,421.00 | 75,447,647.14 | 3,459,651,063.23 | 32,764,550,000.00 | 34,693,458,908.44 | 38,153,109,971.67 |
| Total Negociado | 126,527,221.00 | 127,301,447.14 | 5,837,453,730.65 | 33,893,482,379.00 | 35,823,130,390.28 | 41,660,584,120.93 |

OPERACIONES DE RENTA FIJA
Mercado Secundario
04-mayo-2017



| Fecha de Operación | Número de Operación | Título Valor | Descripcion | Emisor | Fecha de Emisión | Fecha Vencto | Valor Negociado | Precio | Tasa Int. | Valor Tran | Rend | Mon | Fecha Liq |
|--------------------|---------------------|--------------|------------------------------------|--------|------------------|--------------|------------------|------------|-----------|------------------|-------|-----|------------|
| 04/05/2017 | 17050414005 | MH12032 | Bonos de Deuda Ley 693-16 | SEH | 05/03/2017 | 05/03/2032 | 15,000,000.00 | 103.448090 | 12.00 | 15,832,829.94 | 11.51 | DOP | 08/05/2017 |
| 04/05/2017 | 17050414006 | MH12032 | Bonos de Deuda Ley 693-16 | SEH | 05/03/2017 | 05/03/2032 | 5,000,000.00 | 103.448090 | 12.00 | 5,277,609.98 | 11.51 | DOP | 08/05/2017 |
| 04/05/2017 | 17050414007 | C1141022 | Certificados Inversion Especial BC | BCRD | 14/10/2015 | 14/10/2022 | 5,000,000.00 | 102.022299 | 11.00 | 5,137,279.33 | 10.50 | DOP | 08/05/2017 |
| 04/05/2017 | 17050414008 | C1141022 | Certificados Inversion Especial BC | BCRD | 14/10/2015 | 14/10/2022 | 10,000,000.00 | 102.025592 | 11.00 | 10,274,887.97 | 10.50 | DOP | 08/05/2017 |
| 04/05/2017 | 17050414009 | BC4PAR01 | Bonos Corporativos | PARVA | 22/09/2015 | 22/09/2017 | 5,000,000.00 | 100.000000 | 9.50 | 5,020,821.92 | 9.50 | DOP | 08/05/2017 |
| 04/05/2017 | 17050414010 | BC5PAR02 | Bonos Corporativos | PARVA | 22/09/2016 | 22/09/2018 | 4,916,000.00 | 100.000000 | 9.45 | 4,936,364.36 | 9.45 | DOP | 08/05/2017 |
| 04/05/2017 | 17050414011 | BC1UCA04 | Bonos Corporativos | UNICA | 03/12/2015 | 03/12/2017 | 2,900,000.00 | 100.000000 | 9.50 | 3,017,747.95 | 9.49 | DOP | 08/05/2017 |
| 04/05/2017 | 17050414012 | CI090224 | Certificados Inversion Especial BC | BCRD | 09/02/2017 | 09/02/2024 | 10,000,000.00 | 101.620587 | 11.00 | 10,429,462.01 | 10.65 | DOP | 08/05/2017 |
| 04/05/2017 | 17050414013 | C1141022 | Certificados Inversion Especial BC | BCRD | 14/10/2015 | 14/10/2022 | 10,000,000.00 | 102.025592 | 11.00 | 10,274,887.97 | 10.50 | DOP | 08/05/2017 |
| 04/05/2017 | 17050414016 | MH12032 | Bonos de Deuda Ley 693-16 | SEH | 05/03/2017 | 05/03/2032 | 1,000,000,000.00 | 103.488573 | 12.00 | 1,055,926,825.89 | 11.50 | DOP | 08/05/2017 |

MONTO TOTAL NEGOCIADO EN RDS 1,067,816,000.00 1,126,128,717.32

MONTO TOTAL NEGOCIADO EN US\$ - -

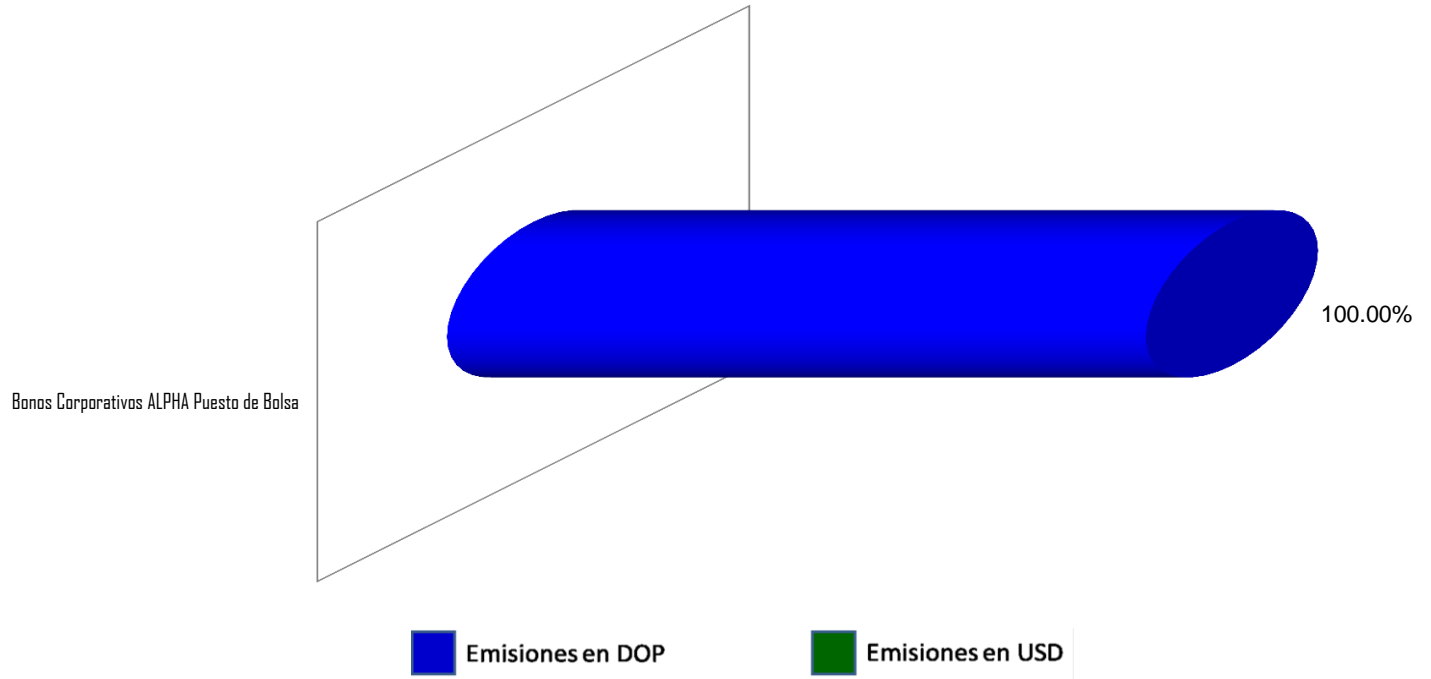
EQUIVALENTE EN RDS DE LO NEGOCIADO EN USDS - -

Cant Op 11 TOTAL NEGOCIADO MS EN PESOS (RDS) 1,067,816,000.00 1,126,128,717.32



**Acumulado Colocaciones por Instrumento/Emisor
Emisiones Vigentes en el Mercado Primario**

| INSTRUMENTO | Valor Nominal DOP | % DOP | Valor Nominal USD |
|--|-----------------------------|----------------|-------------------|
| Bonos Corporativos ALPHA Puesto de Bolsa | 1,875,000,000.00 | 100.00% | |
| Total Negociado ==> | RD\$1,875,000,000.00 | 100.00% | US\$0.00 |

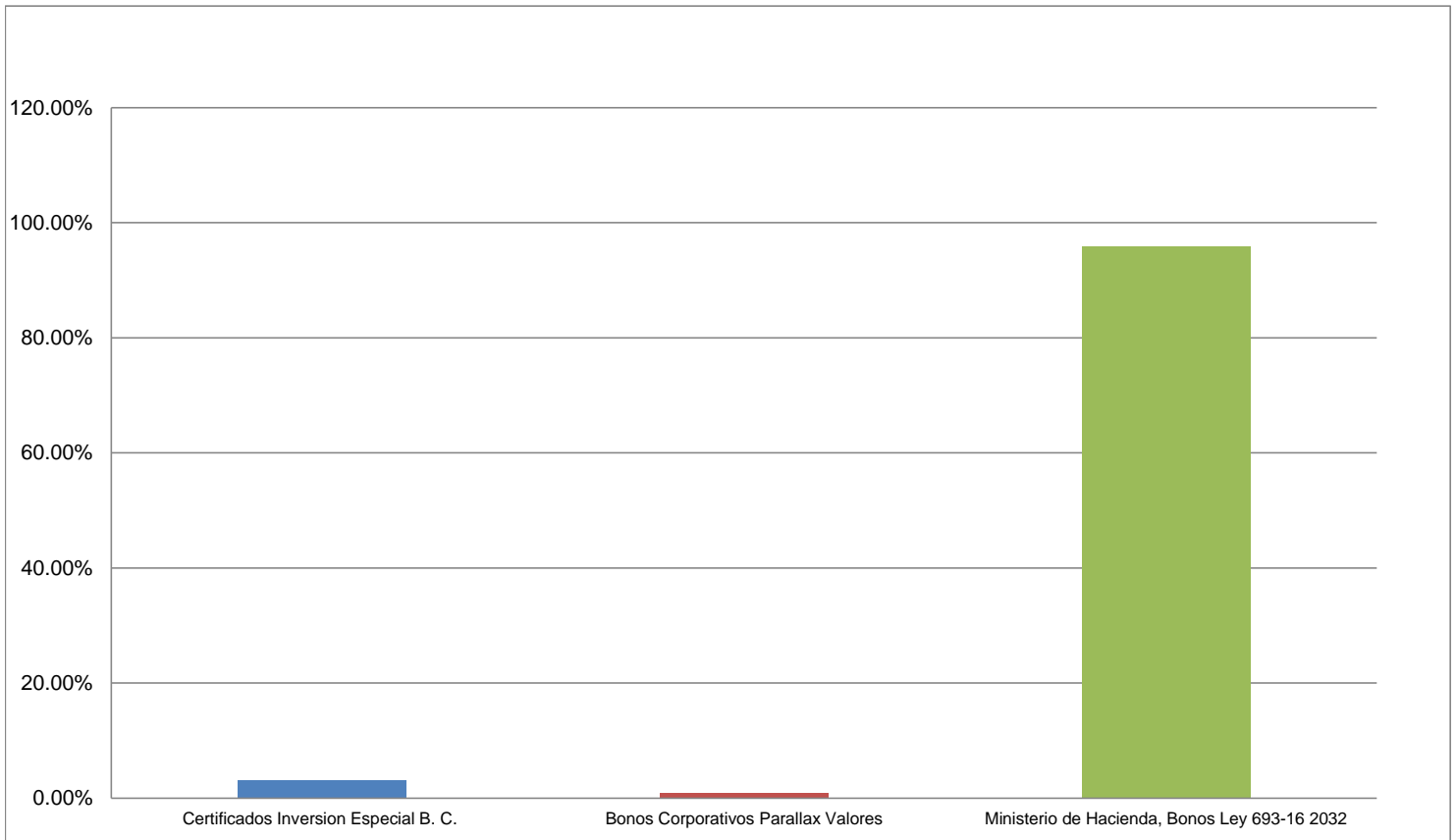


Nota: Esta pagina presenta cual ha sido la participacion porcentual de cada emision con relacion a la totalidad colocada en el Mercado Primario por moneda.



Montos Operados en Renta Fija por Emisor/Instrumento
Mercado Secundario
4 de mayo de 2017

| INSTRUMENTO | Montos Transados | | |
|--|-------------------------|----------------|----------|
| | Total en DOP | % DOP | En USD |
| Certificados Inversion Especial B. C. | 36,116,517.28 | 3.22% | |
| Bonos Corporativos Parallax Valores | 9,957,186.28 | 0.887% | |
| Ministerio de Hacienda, Bonos Ley 693-16 2032 | 1,077,037,265.81 | 95.90% | |
| Total Negociado en el MS en este día RD\$ | 1,123,110,969.37 | 100.00% | - |



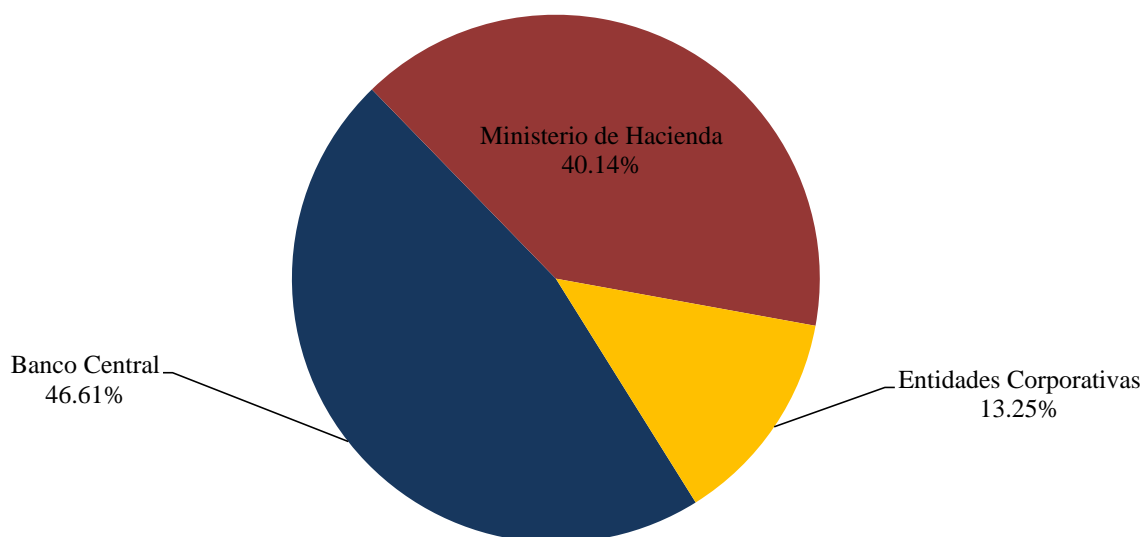


**Detalle Acumulado por Entidad/Instrumento
Mercado Secundario**

| INSTRUMENTO | Valor Transado RD\$ y Equiv | % DOP | Valor Transado US\$ |
|---|------------------------------|----------------|--------------------------|
| Bonos Corporativos CEPM | 5,215,114.10 | 0.010% | 111,236.00 |
| Ministerio de Hacienda. Bonos Ley 175-12 | 224,030,736.14 | 0.422% | 4,733,264.35 |
| EGE Haina Bonos Corporativos USD | 11,276,873.07 | 0.021% | 240,802.93 |
| Banco Central R. D. Certificados Inversión Especial | 21,400,921,821.19 | 40.266% | |
| Ministerio de Hacienda, Bonos Ley 331-15 | 7,285,552,546.85 | 13.708% | |
| Ministerio de Hacienda. Bonos Ley 152-14 | 3,373,445,592.66 | 6.347% | |
| Banco Central R. D. Notas de Renta Fija | 9,024,858,925.68 | 16.980% | |
| Ministerio de Hacienda, Bonos Ley 548-13 | 100,068,037.51 | 0.188% | |
| Ministerio de Hacienda. Bonos Ley 131-11 | 1,506,445,219.55 | 2.834% | |
| Ministerio de Hacienda, Bonos Ley 58-13 | 3,149,228,842.41 | 5.925% | |
| EGE Haina Bonos Corporativos DOP | 41,487,612.06 | 0.078% | |
| Ministerio de Hacienda. Bonos Ley 366-09 | 2,491,490,152.11 | 4.688% | |
| Alpha Sociedad de Valores, Bonos Corporativos | 1,546,517.81 | 0.003% | |
| Parallax Valores, Bonos Corporativos | 24,633,643.03 | 0.046% | |
| Bonos Corporativos Consorcio Remix | 38,477,399.81 | 0.072% | |
| Bonos Corporativos Motor Credito | 782,680.85 | 0.001% | |
| Bonos Corporativos UNICA | 23,979,327.12 | 0.045% | |
| Bonos Corporativos Asociación La Vega Real de AyP | 1,566,859.72 | 0.003% | |
| Bonos Subordinados Banco Caribe | 35,023,363.22 | 0.066% | |
| Banco Central R. D. Letras | 4,980,101.70 | 0.009% | |
| Ministerio de Hacienda, Bonos Ley 687-16 | 2,049,157,909.90 | 3.856% | 43,370,571.89 |
| Papeles Comerciales BHD Valores | 162,148,506.57 | 0.305% | |
| Bonos Corporativos Dominican Power Partners | 672,764,225.81 | 1.266% | 14,215,861.88 |
| Ministerio de Hacienda Bonos Ley 693-16 2032 | 1,519,780,895.99 | 2.859% | |
| Total Transado ==> | RD\$53,148,862,904.86 | 100.00% | US\$62,671,737.05 |

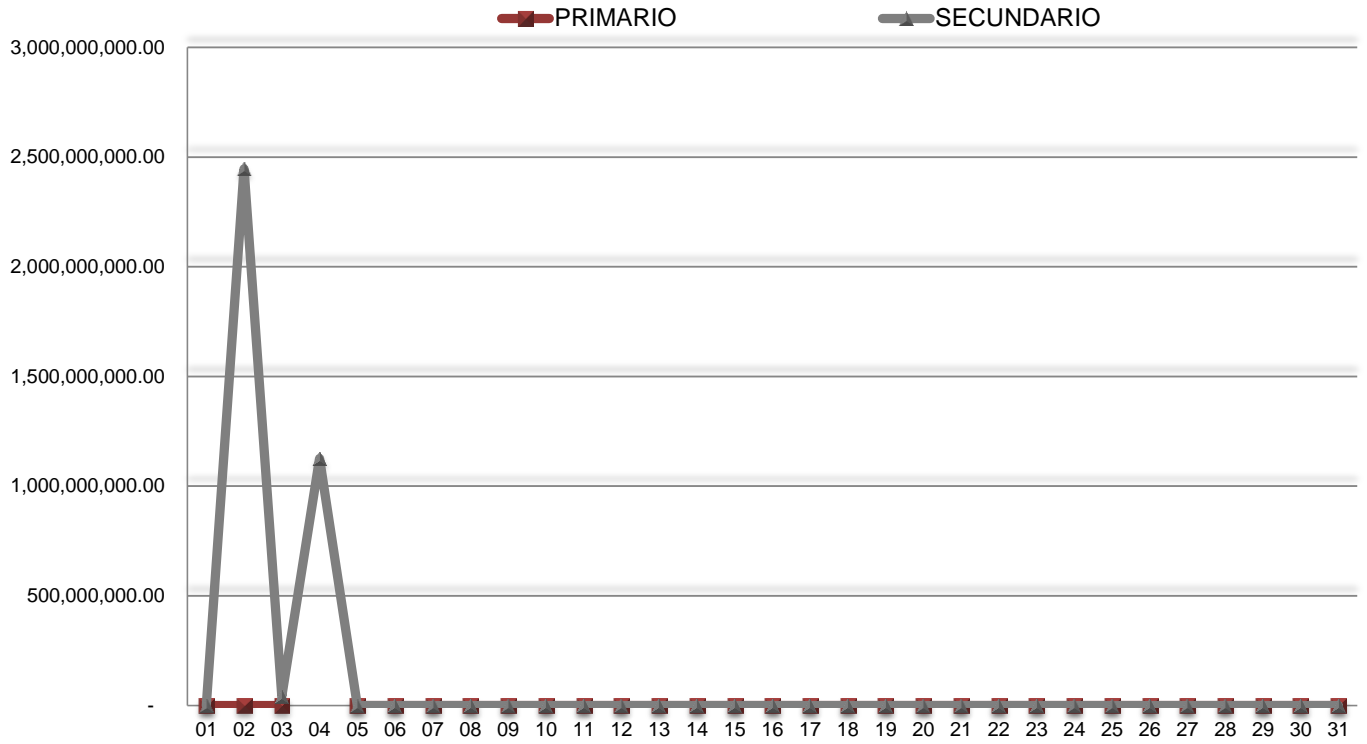
* Valorizado según la tasa de cambio del día de realización de las operaciones.

**Porcentaje Negociado Agrupado por
Tipo de Entidad**

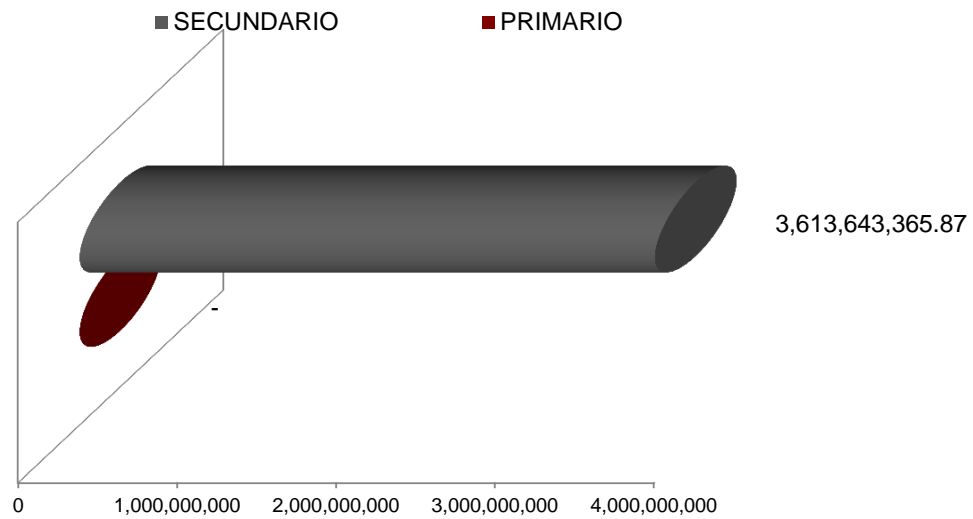




Operaciones Transadas en el Mercado Bursátil Primario y Secundario mayo-2017



Acumulado del Mes por Mercado



Emisiones Vigentes en el Mercado de Valores
Valores de Renta Fija



| Puesto Estructurador | Instrumento | Empresas Emisoras | Monto del Programa de Emisión | Monto Ofertado al Público (AOP) | Monto Colocado del AOP | Pendiente Colocación del AOP | Monto Dejado o Aún por Ofertar al Público | Mínimo de Inversión MP | Tasa Fija(F) o Variable(V) | Fecha Emision | Fecha Vencimiento | Pagos | Ultima Calificación | | |
|---------------------------------|---------------------------|--|-------------------------------|---------------------------------|---|------------------------------|---|------------------------|---|---------------|--|--|---------------------|--|--------------------|
| BINVAL 809-565-6621 | Letras Hipotecarias | Banco Nacional de las Exportaciones (BANDEX) | 1,000,000,000 | 1,000,000,000 | 220,000,000 ³ | 107,500,000 | 0 | RDS\$100,000 | 9.21% | V | 31/07/2007 | 31/07/2017 | Mensual | Fitch / Feller 17/04/2017 27/01/2016 | AA+(dom) A(dom) |
| IPSA 809-544-5724 | Bonos Subordinados | Banco Popular Dominicano | 4,100,000,000 | 4,100,000,000 | 4,079,000,000 | 21,000,000 | 0 | RDS\$1,000,000 | 10.20% | V | 26/12/2007 | 26/12/2017 | Mensual | Fitch / Feller 17/04/2017 22/04/2016 | AA+(dom) AA+ |
| BHDV 809-243-3600 | Bonos Corporativos en USD | Consorcio Energético Punta Cana Macao | 50,000,000 | 50,000,000 | 5,000,000 ² 5,000,000 ⁶ 5,000,000 ⁷ 5,000,000 ⁸ 5,000,000 ⁹ 5,000,000 ¹⁰ | 0 | 0 | US\$1,000 | 7.00% 6.75% 6.75% 6.75% 6.75% 6.75% | F | 05/10/2010 03/11/2010 03/11/2010 03/11/2010 03/11/2010 03/11/2010 | 05/10/2017 03/11/2017 03/11/2017 03/11/2017 03/11/2017 03/11/2017 | Mensual | Fitch 12/04/2017 Feller 14/01/2016 | AAA(dom) AA |
| BHDV 809-243-3600 | Bonos Corporativos en USD | Consorcio Energético Punta Cana Macao | 50,000,000 | 50,000,000 | 5,000,000 ¹ 5,000,000 ² 5,000,000 ³ 5,000,000 ⁴ 5,000,000 ⁵ 5,000,000 ⁶ 5,000,000 ⁷ 5,000,000 ⁸ 5,000,000 ⁹ 5,000,000 ¹⁰ | 0 | 0 | US\$100 | 6.50% 6.50% 6.50% 7.25% 7.25% 7.25% 7.25% 7.25% 7.25% 7.25% | F | 03/02/2012 03/02/2012 03/02/2012 12/03/2012 12/03/2012 12/03/2012 12/03/2012 12/03/2012 12/03/2012 12/03/2012 | 03/02/2018 03/02/2018 03/02/2018 12/03/2019 12/03/2019 12/03/2019 12/03/2019 12/03/2019 12/03/2019 12/03/2019 | Mensual | Feller Rate Dom 07/06/2016 Fitch Ratings 12/04/2017 | AA AAA(dom) |
| IPSA 809-544-5724 | Bonos Subordinados | Banco Popular Dominicano | 5,000,000,000 | 5,000,000,000 | 5,000,000,000 ¹ | 0 | 0 | RDS\$1,000,000 | 9.06% | V | 29/10/2012 | 29/10/2022 | Mensual | Fitch, 17/04/2016 Feller, Junio 2013 | AA+(dom) AA+ |
| CITIV 809-473-2400 | Bonos | International Finance Corporation | 390,000,000 | 390,000,000 | 390,000,000 ¹ | 0 | 0 | RDS\$100,000 | 10.50% | F | 30/11/2012 | 30/11/2017 | Semestral | Standard & Poors | AAA |
| CITIV 809-473-2400 | Bonos Ordinarios | Asociación Popular de A&P | 3,000,000,000 | 1,500,000,000 | 1,000,000,000 ¹ 500,000,000 ² | 0 | 1,500,000,000 | RDS\$10,000 | 10.90% 10.90% | F | 07/03/2013 | 07/03/2018 | Semestral | Fitch / Feller 20/04/2017 21/10/2015 | AA-(dom) A+ |
| CITIV 809-473-2400 | Bonos Corporativos en USD | EGE HAINA | 100,000,000 | 100,000,000 | 10,000,000 ¹ 10,000,000 ² 9,999,992 ³ 10,000,000 ⁴ 10,000,000 ⁵ 9,999,988 ⁶ 10,000,000 ⁷ 10,000,000 ⁸ 10,000,000 ⁹ 10,000,000 ¹⁰ | 0.00 | 20 | USD \$30.00 | 6.25% 6.00% 6.00% 6.00% 6.00% 6.00% 6.00% 6.00% 6.00% 5.75% 5.75% | F | 23/01/2014 13/02/2014 13/02/2014 13/02/2020 04/03/2014 04/03/2014 17/03/2014 17/03/2014 21/04/2014 27/05/2014 27/05/2014 | 23/01/2020 13/02/2020 13/02/2020 04/03/2020 04/03/2020 04/03/2020 17/03/2020 17/03/2020 21/04/2020 27/05/2020 27/05/2020 | Mensual | Fitch Ratings 17/04/2017 Feller-Rate 23/03/2016 | AA-(dom) A |
| BHD LEON 809-243-3600 | Bonos Corporativos en USD | Compañía de Electricidad de Puerto Plata | 25,000,000 | 25,000,000 | 5,000,000 ⁴ 5,000,000 ⁵ | 10,000,000 | 0 | USD \$30.00 | 6.00% 6.00% | F | 12/03/2014 12/03/2014 | 12/03/2019 12/03/2019 | Mensual | Fitch Ratings: 12/04/2017 | BBB(dom) |

Emisiones Vigentes en el Mercado de Valores
Valores de Renta Fija



| Puesto Estructurador | Instrumento | Empresas Emisoras | Monto del Programa de Emisión | Monto Ofertado al Público (AOP) | Monto Colocado del AOP | Pendiente Colocación del AOP | Monto Dejado o Aún por Ofertar al Público | Mínimo de Inversión MP | Tasa Fija(F) o Variable(V) | Fecha Emisión | Fecha Vencimiento | Pagos | Última Calificación | | |
|--------------------------|---------------------------|--|-------------------------------|---------------------------------|------------------------|------------------------------|---|------------------------|----------------------------|---------------|-------------------|------------|---------------------|--|-------------------|
| PARVA 809-560-0909 | Bonos Subordinados | Banco Caribe | 150,000,000 | 150,000,000 | 10,000,000 | 0 | 0 | RDS\$1,000 | 10.56% | V | 29/04/2015 | 29/04/2021 | Trimestral | Feller Rate 08/04/2016 | BBB+(dom) |
| | | | | | 10,000,000 | | | | | | | | | | |
| | | | | | 10,000,000 | | | | | | | | | | |
| | | | | | 10,000,000 | | | | | | | | | | |
| | | | | | 10,000,000 | | | | | | | | | | |
| | | | | | 10,000,000 | | | | | | | | | | |
| | | | | | 10,000,000 | | | | | | | | | | |
| | | | | | 10,000,000 | | | | | | | | | | |
| | | | | | 10,000,000 | | | | | | | | | | |
| | | | | | 10,000,000 | | | | | | | | | | |
| | | | | | 10,000,000 | | | | | | | | | | |
| | | | | | 10,000,000 | | | | | | | | | | |
| | | | | | 10,000,000 | | | | | | | | | | |
| | | | | | 10,000,000 | | | | | | | | | | |
| | | | | | 10,000,000 | | | | | | | | | | |
| PARVA 809-560-0909 | Bonos Corporativos | Parallax Valores | 500,000,000 | 500,000,000 | 100,000,000 | 0 | 0 | RDS\$1,000 | 10.25% | F | 20/08/2014 | 20/08/2017 | Mensual | Fitch Rating 29/12/2016 | BBB+(dom) |
| INRES 809-960-4551 | Bonos Subordinados | Banco de Reservas | 10,000,000,000 | 10,000,000,000 | 5,000,000,000 | 0 | 0 | RDS\$1,000 | 10.20% | V | 29/12/2014 | 29/12/2024 | Semestral | Fitch/ Feller Feller Rate 31/01/2017 | AA+(dom) AA |
| CITIV 809-473-2400 | Bonos Corporativos en USD | EGE HAINA | 100,000,000 | 100,000,000 | 10,000,000 | 0 | 0 | USD \$30.00 | 7.00% | F | 23/01/2015 | 23/01/2025 | Trimestral | Fitch Rating 17/04/2017 Feller Rate 23/03/2016 | AA-(dom) A |
| | | | | | 10,000,000 | | | | | | | | | | |
| | | | | | 10,000,000 | | | | | | | | | | |
| | | | | | 10,000,000 | | | | | | | | | | |
| | | | | | 10,000,000 | | | | | | | | | | |
| | | | | | 10,000,000 | | | | | | | | | | |
| | | | | | 10,000,000 | | | | | | | | | | |
| | | | | | 10,000,000 | | | | | | | | | | |
| | | | | | 10,000,000 | | | | | | | | | | |
| | | | | | 10,000,000 | | | | | | | | | | |
| PARVA 809-560-0909 | Bonos Corporativos | Parallax Valores | 900,000,000 | 900,000,000 | 100,000,000 | 0 | - | RDS\$1,000.00 | 9.50% | F | 22/09/2015 | 22/09/2017 | Mensual | Fitch Rating 29/12/2016 Feller Rates 27/01/2016 | BBB+(dom) BBB+ |
| | | | | | 100,000,000 | | | | | | | | | | |
| | | | | | 100,000,000 | | | | | | | | | | |
| | | | | | 100,000,000 | | | | | | | | | | |
| | | | | | 100,000,000 | | | | | | | | | | |
| | | | | | 100,000,000 | | | | | | | | | | |
| | | | | | 100,000,000 | | | | | | | | | | |
| | | | | | 100,000,000 | | | | | | | | | | |
| | | | | | 100,000,000 | | | | | | | | | | |
| | | | | | 100,000,000 | | | | | | | | | | |
| IPSA 809-544-5724 | Bonos Corporativos | Asociación La Vega Real de Ahorros y Préstamos | 800,000,000 | 800,000,000 | 100,000,000 | 0 | - | RDS\$1,000.00 | 10.21% | V | 22/10/2015 | 22/10/2025 | Mensual | Fitch Rating 12/04/2017 | A-(dom) |
| | | | | | 100,000,000 | | | | | | | | | | |
| | | | | | 100,000,000 | | | | | | | | | | |
| | | | | | 100,000,000 | | | | | | | | | | |
| | | | | | 100,000,000 | | | | | | | | | | |
| | | | | | 100,000,000 | | | | | | | | | | |
| | | | | | 50,000,000 | | | | | | | | | | |
| | | | | | 150,000,000 | | | | | | | | | | |
| BHD LEON 809-243-3600 | Bonos Corporativos en USD | Consorcio Energético Punta Cana Macao | 100,000,000 | 100,000,000 | 25,000,000 | 23,146,200 | - | USD \$30.00 | 5.15% | F | 12/11/2015 | 12/11/2025 | Trimestral | Fitch Rating 12/04/2017 Feller Rate 15/01/2016 | AAA(dom) AA |
| | | | | | 10,324,000 | | | | | | | | | | |
| | | | | | 20,605,000 | | | | | | | | | | |
| | | | | | 20,924,800 | | | | | | | | | | |
| | | | | | 20,924,800 | | | | | | | | | | |
| UNICA 809-807-2002 | Bonos Corporativos | United Capital Puesto de Bolsa | 1,000,000,000 | 1,000,000,000 | 50,000,000 | 0 | 0 | RDS\$1,000.00 | 9.50% | F | 03/12/2015 | 03/12/2017 | Mensual | Feller Rate 24/04/2017 | BBB+ |
| | | | | | 50,000,000 | | | | | | | | | | |
| | | | | | 50,000,000 | | | | | | | | | | |
| | | | | | 50,000,000 | | | | | | | | | | |
| | | | | | 50,000,000 | | | | | | | | | | |
| | | | | | 50,000,000 | | | | | | | | | | |
| | | | | | 50,000,000 | | | | | | | | | | |
| | | | | | 50,000,000 | | | | | | | | | | |
| | | | | | 50,000,000 | | | | | | | | | | |
| | | | | | 50,000,000 | | | | | | | | | | |
| | | | | | 50,000,000 | | | | | | | | | | |
| | | | | | 50,000,000 | | | | | | | | | | |
| | | | | | 50,000,000 | | | | | | | | | | |
| | | | | | 50,000,000 | | | | | | | | | | |
| | | | | | 50,000,000 | | | | | | | | | | |
| | | | | | 50,000,000 | | | | | | | | | | |
| | | | | | 50,000,000 | | | | | | | | | | |
| | | | | | 50,000,000 | | | | | | | | | | |
| | | | | | 50,000,000 | | | | | | | | | | |
| | | | | | 50,000,000 | | | | | | | | | | |
| CCI 809-566-6084 | Bonos Corporativos | Consorcio Remix | 300,000,000 | 300,000,000 | 50,000,000 | 15,902,272.00 | 15,902,272.00 | RDS\$1,000.00 | 11.25% | F | 27/04/2016 | 27/10/2017 | Trimestral | Feller Rate 01/01/2016 | BBB |
| | | | | | 50,000,000 | | | | | | | | | | |
| | | | | | 50,000,000 | | | | | | | | | | |
| | | | | | 50,000,000 | | | | | | | | | | |
| | | | | | 34,097,728 | | | | | | | | | | |
| | | | | | 50,000,000 | | | | | | | | | | |

Emisiones Vigentes en el Mercado de Valores
Valores de Renta Fija



| Puesto Estructurador | Instrumento | Empresas Emisoras | Monto del Programa de Emisión | Monto Ofertado al Público (AOP) | Monto Colocado del AOP | Pendiente Colocación del AOP | Monto Dejado o Aún por Ofertar al Público | Mínimo de Inversión MP | Tasa Fija(F) o Variable(V) | Fecha Emisión | Fecha Vencimiento | Pagos | Última Calificación | |
|--------------------------|--|--|-------------------------------|---------------------------------|------------------------|------------------------------|---|------------------------|----------------------------|---------------|-------------------|-------------|--|-------------------|
| BHD LEON 809-243-3600 | Bonos Corporativos | Motor Credito | 500,000,000 | 500,000,000 | 50,000,000 | - | - | RDS\$1,000.00 | 9.65% | 03/05/2016 | 03/05/2019 | Mensual | Fitch Rating 11/04/2017 | A-(dom) |
| | | | | | 50,000,000 | | | | 9.65% | 03/05/2016 | 03/05/2019 | Mensual | | |
| | | | | | 50,000,000 | | | | 9.65% | 03/08/2016 | 03/08/2019 | Mensual | | |
| | | | | | 50,000,000 | | | | 9.65% | 03/08/2016 | 03/08/2019 | Mensual | | |
| | | | | | 50,000,000 | | | | 9.75% | 06/09/2016 | 06/09/2020 | Mensual | | |
| | | | | | 50,000,000 | | | | 9.75% | 06/09/2016 | 06/09/2020 | Mensual | | |
| | | | | | 50,000,000 | | | | 10.15% | 12/12/2016 | 12/12/2019 | Mensual | | |
| | | | | | 50,000,000 | | | | 10.15% | 12/12/2016 | 12/12/2019 | Mensual | | |
| | | | | | 50,000,000 | | | | 10.15% | 02/02/2017 | 02/02/2020 | Mensual | | |
| | | | | | 50,000,000 | | | | 10.15% | 02/02/2017 | 02/02/2020 | Mensual | | |
| ALPHA 809-732-1080 | Bonos Corporativos | ALPHA Puesto de Bolsa | 1,000,000,000 | 1,000,000,000 | 75,000,000 | 125,000,000.00 | - | RDS\$1,000.00 | 9.50% | 09/05/2016 | 09/05/2019 | Trimestral | Feller Rates 27/01/2016 | BBB+(dom) |
| | | | | | 200,000,000 | | | | 9.60% | 09/05/2016 | 09/05/2019 | Semestral | | |
| | | | | | 200,000,000 | | | | 9.60% | 09/05/2016 | 09/05/2019 | Semestral | | |
| | | | | | 200,000,000 | | | | 9.60% | 09/05/2016 | 09/05/2019 | Semestral | | |
| | | | | | 200,000,000 | | | | 10.00% | 27/04/2017 | 27/04/2020 | Semestral | | |
| | | | | | 200,000,000 | | | | 10.00% | 27/04/2017 | 27/04/2020 | Semestral | | |
| CITIV 809-473-2400 | Bonos Corporativos | EGE HAINA | 4,550,950,000 | 4,550,950,000 | 227,547,500 | - | - | RDS\$1.00 | 12.00% | 27/06/2016 | 27/06/2026 | Mensual | Fitch Dom 17/04/2017 Feller Rate 23/03/16 | AA-(dom) A |
| | | | | | 227,547,500 | | | | 12.00% | 27/06/2016 | 27/06/2026 | Mensual | | |
| | | | | | 227,547,500 | | | | 12.00% | 27/06/2016 | 27/06/2026 | Mensual | | |
| | | | | | 227,547,500 | | | | 11.50% | 21/07/2016 | 21/07/2026 | Mensual | | |
| | | | | | 227,547,500 | | | | 11.50% | 21/07/2016 | 21/07/2026 | Mensual | | |
| | | | | | 227,547,500 | | | | 11.50% | 21/07/2016 | 21/07/2026 | Mensual | | |
| | | | | | 227,547,500 | | | | 11.50% | 21/07/2016 | 21/07/2026 | Mensual | | |
| | | | | | 227,547,500 | | | | 11.50% | 21/07/2016 | 21/07/2026 | Mensual | | |
| | | | | | 227,547,500 | | | | 11.50% | 21/07/2016 | 21/07/2026 | Mensual | | |
| | | | | | 227,547,500 | | | | 11.50% | 21/07/2016 | 21/07/2026 | Mensual | | |
| | | | | | 227,547,500 | | | | 11.25% | 10/08/2016 | 10/08/2026 | Mensual | | |
| | | | | | 227,547,500 | | | | 11.25% | 10/08/2016 | 10/08/2026 | Mensual | | |
| | | | | | 227,547,500 | | | | 11.25% | 10/08/2016 | 10/08/2026 | Mensual | | |
| | | | | | 227,547,500 | | | | 11.25% | 10/08/2016 | 10/08/2026 | Mensual | | |
| | | | | | 227,547,500 | | | | 11.25% | 10/08/2016 | 10/08/2026 | Mensual | | |
| | | | | | 227,547,500 | | | | 11.25% | 10/08/2016 | 10/08/2026 | Mensual | | |
| | | | | | 227,547,500 | | | | 11.25% | 10/08/2016 | 10/08/2026 | Mensual | | |
| | | | | | 227,547,500 | | | | 11.25% | 10/08/2016 | 10/08/2026 | Mensual | | |
| | | | | | 227,547,500 | | | | 11.25% | 10/08/2016 | 10/08/2026 | Mensual | | |
| | | | | | CITIV 809-473-2400 | | | | Bonos | IFC | 4,000,000,000 | 450,000,000 | | |
| PARVA 809-560-0909 | Bonos Subordinados | Banco Múltiple Santa Cruz, S. A. | 500,000,000 | 500,000,000 | 100,000,000 | 0 | 0 | RDS\$1,000.00 | 10.11% | 25/02/2016 | 25/02/2023 | Semestral | Fitch Rating 11/04/2017 | A-(dom) |
| | | | | | 100,000,000 | | | | 10.11% | 25/02/2016 | 25/02/2023 | Semestral | | |
| | | | | | 100,000,000 | | | | 10.11% | 25/02/2016 | 25/02/2023 | Semestral | | |
| | | | | | 100,000,000 | | | | 10.11% | 25/02/2016 | 25/02/2023 | Semestral | | |
| | | | | | 100,000,000 | | | | 10.11% | 25/02/2016 | 25/02/2023 | Semestral | | |
| PARVA 809-560-0909 | Bonos Corporativos | Parallax Valores | 900,000,000 | 400,000,000 | 100,000,000 | 0 | 500,000,000 | RDS\$1,000.00 | 9.45% | 22/09/2016 | 22/09/2018 | Mensual | Fitch Rating 29/12/2016 Feller Rates 27/01/2016 | BBB(dom) BBB+ |
| | | | | | 100,000,000 | | | | 9.45% | 22/09/2016 | 22/09/2018 | Mensual | | |
| | | | | | 100,000,000 | | | | 9.70% | 22/09/2016 | 22/09/2019 | Mensual | | |
| | | | | | 100,000,000 | | | | 9.70% | 22/09/2016 | 22/09/2019 | Mensual | | |
| CITIV 809-473-2400 | Bonos Ordinarios | Asociación Popular de A&P | 3,000,000,000 | 3,000,000,000 | 500,000,000 | 0 | 300,000,000 | RDS\$1,000 | 10.00% | 19/09/2016 | 19/09/2026 | Semestral | Fitch / Feller 20/04/2017 21/10/2015 | AA-(dom) A+ |
| | | | | | 500,000,000 | | | | 10.00% | | | | | |
| | | | | | 500,000,000 | | | | 9.73% | | | | | |
| | | | | | 400,000,000 | | | | 9.73% | | | | | |
| | | | | | 400,000,000 | | | | 9.73% | | | | | |
| | | | | | 400,000,000 | | | | 9.73% | | | | | |
| IPSA 809-544-5724 | Bonos Subordinados | Banco Popular Dominicano | 10,000,000,000 | 10,000,000,000 | 1,000,000,000 | 0 | 0 | RDS\$1,000.00 | 10.50% | 28/11/2016 | 28/11/2026 | Mensual | Fitch Rating 17/04/2017 Feller Rates 28/11/2016 | AA+(dom) AA+ |
| | | | | | 1,000,000,000 | | | | 10.50% | | | | | |
| | | | | | 1,000,000,000 | | | | 10.50% | | | | | |
| | | | | | 1,000,000,000 | | | | 10.50% | | | | | |
| | | | | | 1,000,000,000 | | | | 10.50% | | | | | |
| | | | | | 1,000,000,000 | | | | 10.50% | | | | | |
| | | | | | 1,000,000,000 | | | | 10.50% | | | | | |
| | | | | | 1,000,000,000 | | | | 10.50% | | | | | |
| | | | | | 1,000,000,000 | | | | 10.50% | | | | | |
| | | | | | 1,000,000,000 | | | | 10.50% | | | | | |
| 1,000,000,000 | 10.50% | | | | | | | | | | | | | |
| INRES 809-960-4551 | Valor de Fideicomiso Representativo de Deuda | Fideicomiso para la Operación Mant. Y Expansión Red Vial Principal Rep. Dom. | 25,000,000,000 | 2,500,000,000 | 2,500,000,000 | 0 | 22,500,000,000 | RDS\$1.00 | 10.50% | 28/12/2016 | 28/12/2026 | Semestral | Feller Rate 28/12/2016 | AA- |
| BHD LEON 809-243-3600 | Bonos Corporativos | Motor Credito | 400,000,000 | 400,000,000 | 50,000,000 | - | - | RDS\$1,000.00 | 10.25% | 25/06/2014 | 25/06/2017 | Mensual | Fitch Rating 11/04/2017 | A-(dom) |
| | | | | | 50,000,000 | | | | 10.25% | | | | | |
| | | | | | 50,000,000 | | | | 10.75% | | | | | |
| | | | | | 50,000,000 | | | | 10.75% | | | | | |
| | | | | | 50,000,000 | | | | 10.75% | | | | | |

Emisiones Vigentes en el Mercado de Valores
Valores de Renta Fija



| Puesto Estructurador | Instrumento | Empresas Emisoras | Monto del Programa de Emisión | Monto Ofertado al Público (AOP) | Monto Colocado del AOP | Pendiente Colocación del AOP | Monto Dejado o Aún por Ofertar al Público | Mínimo de Inversión MP | Tasa Fija(F) o Variable(V) | Fecha Emision | Fecha Vencimiento | Pagos | Ultima Calificación | | |
|----------------------|------------------------|--------------------------|-------------------------------|---------------------------------|------------------------|------------------------------|---|------------------------|----------------------------|---------------|-------------------|------------|---------------------|----------------------------|-----|
| IPSA 809-544-5724 | Bonos Corporativos USD | Dominican Power Partners | 300,000,000 | 100,000,000 | 5,000,000 | 0 | 200,000,000 | RD\$1,000.00 | 6.25% | F | 03/02/2017 | 03/02/2017 | Trimestral | Feller Rates 24/04/2017 | AA- |
| | | | | | 5,000,000 | | | | 6.25% | | 03/02/2017 | 03/02/2017 | Trimestral | | |
| | | | | | 5,000,000 | | | | 6.25% | | 03/02/2017 | 03/02/2017 | Trimestral | | |
| | | | | | 5,000,000 | | | | 6.25% | | 03/02/2017 | 03/02/2017 | Trimestral | | |
| | | | | | 5,000,000 | | | | 6.25% | | 03/02/2017 | 03/02/2017 | Trimestral | | |
| | | | | | 5,000,000 | | | | 6.25% | | 03/02/2017 | 03/02/2017 | Trimestral | | |
| | | | | | 5,000,000 | | | | 6.25% | | 03/02/2017 | 03/02/2017 | Trimestral | | |
| | | | | | 5,000,000 | | | | 6.25% | | 03/02/2017 | 03/02/2017 | Trimestral | | |
| | | | | | 5,000,000 | | | | 6.25% | | 03/02/2017 | 03/02/2017 | Trimestral | | |
| | | | | | 5,000,000 | | | | 6.25% | | 03/02/2017 | 03/02/2017 | Trimestral | | |
| | | | | | 5,000,000 | | | | 6.25% | | 03/02/2017 | 03/02/2017 | Trimestral | | |
| | | | | | 5,000,000 | | | | 6.25% | | 03/02/2017 | 03/02/2017 | Trimestral | | |
| | | | | | 5,000,000 | | | | 6.25% | | 03/02/2017 | 03/02/2017 | Trimestral | | |
| | | | | | 5,000,000 | | | | 6.25% | | 03/02/2017 | 03/02/2017 | Trimestral | | |
| | | | | | 5,000,000 | | | | 6.25% | | 03/02/2017 | 03/02/2017 | Trimestral | | |
| | | | | | 5,000,000 | | | | 6.25% | | 03/02/2017 | 03/02/2017 | Trimestral | | |
| | | | | | 5,000,000 | | | | 6.25% | | 03/02/2017 | 03/02/2017 | Trimestral | | |
| | | | | | 5,000,000 | | | | 6.25% | | 03/02/2017 | 03/02/2017 | Trimestral | | |
| | | | | | 5,000,000 | | | | 6.25% | | 03/02/2017 | 03/02/2017 | Trimestral | | |
| | | | | | PARVA 809-560-0909 | | | | Bonos Corporativos USD | | Consortio Remix | 2,000,000 | 2,000,000 | | |