


AVISO



La información contenida en este documento es propiedad de la Bolsa de Valores de la República Dominicana y debe ser usada sólo para fines informativos y nunca como consejo de inversión.

Cualquier publicación o reproducción de esta información debe ser autorizada expresamente por la Bolsa de Valores de la República Dominicana.

¡BVRD, por un Mercado de Valores más Transparente, Equitativo y Eficiente!



Bolsa de Valores de la
República Dominicana



Boletín Bursátil de Operaciones de Renta Fija Mercados Primario y Secundario

miércoles, 08 de febrero de 2017

Tasa de Cambio USD
47.0182

| Mercados | Valor Nominal USD | Valor Transado USD | Valor Transado en USD Equivalentes a RD\$ | Valor Nominal RD\$ | Valor Transado RD\$ | Total Transado en la BVRD |
|---|----------------------|----------------------|---|-------------------------|-------------------------|---------------------------|
| Mercado Primario | 237,000.00 | 237,243.49 | 11,154,761.86 | 9,250,000.00 | 9,268,005.83 | 20,422,767.69 |
| Mercado Secundario | 0.00 | 0.00 | 0.00 | 87,000,000.00 | 90,639,077.08 | 90,639,077.08 |
| Total Transado Hoy | 237,000.00 | 237,243.49 | 11,154,761.86 | 96,250,000.00 | 99,907,082.91 | 111,061,844.77 |
| Desde el 1ero de Enero hasta el 08 de febrero del 2017 | | | | | | |
| Mercado Primario | 36,237,000.00 | 36,255,758.94 | 1,703,136,923.79 | 46,506,671.00 | 46,535,530.91 | 1,749,672,454.70 |
| Mercado Secundario | 378,920.00 | 397,984.86 | 18,615,386.20 | 2,069,704,824.00 | 2,192,936,882.03 | 2,211,552,268.23 |
| Volumen Acumulado | 36,615,920.00 | 36,653,743.80 | 1,721,752,309.98 | 2,116,211,495.00 | 2,239,472,412.94 | 3,961,224,722.92 |
| Desde el 1ero de Enero hasta el 08 de febrero del 2016 | | | | | | |
| Mercado Primario | 0.00 | 0.00 | 0.00 | 0.00 | 0.00 | 0.00 |
| Mercado Secundario | 608,648.00 | 650,796.02 | 29,701,768.93 | 3,455,650,000.00 | 3,653,858,161.67 | 3,683,559,930.60 |
| Total Negociado | 608,648.00 | 650,796.02 | 29,701,768.93 | 3,455,650,000.00 | 3,653,858,161.67 | 3,683,559,930.60 |

OPERACIONES DE RENTA FIJA
Mercado Primario
08-febrero-2017



| Fecha de Operación | Número de Operación | Título Valor | Descripción | Emisor | Fecha Vencido | Valor Negociado | Precio | Tasa Interés | Valor Tran | Mon | Fecha Liq |
|--------------------|---------------------|--------------|--------------------|--------|---------------|-----------------|------------|--------------|--------------|-----|------------|
| 08/02/2017 | 17020813013 | BC2MC09 | Bonos Corporativos | MOTORC | 02/02/2020 | 2,100,000.00 | 100.000000 | 10.15 | 2,104,087.81 | DOP | 09/02/2017 |
| 08/02/2017 | 17020813014 | BC2MC09 | Bonos Corporativos | MOTORC | 02/02/2020 | 150,000.00 | 100.000000 | 10.15 | 150,291.99 | DOP | 09/02/2017 |
| 08/02/2017 | 17020813015 | BC2MC10 | Bonos Corporativos | MOTORC | 02/02/2020 | 7,000,000.00 | 100.000000 | 10.15 | 7,013,626.03 | DOP | 09/02/2017 |
| 08/02/2017 | 17020813017 | BC1DPP01 | Bonos Corporativos | DPP | 03/02/2027 | 2,000.00 | 100.000000 | 6.25 | 2,002.05 | USD | 09/02/2017 |
| 08/02/2017 | 17020813018 | BC1DPP01 | Bonos Corporativos | DPP | 03/02/2027 | 100,000.00 | 100.000000 | 6.25 | 100,102.74 | USD | 09/02/2017 |
| 08/02/2017 | 17020813019 | BC1DPP02 | Bonos Corporativos | DPP | 03/02/2027 | 135,000.00 | 100.000000 | 6.25 | 135,138.70 | USD | 09/02/2017 |

| | | |
|---|----------------------|----------------------|
| MONTO TOTAL NEGOCIADO EN RD\$ | 9,250,000.00 | 9,268,005.83 |
| MONTO TOTAL NEGOCIADO EN US\$ | 237,000.00 | 237,243.49 |
| EQUIVALENTE EN RD\$ DE LO NEGOCIADO EN US\$ | 11,143,313.40 | 11,154,761.86 |

| | | | | |
|---------|---|---|----------------------|----------------------|
| Cant Op | 1 | TOTAL NEGOCIADO MP EN PESOS (RD\$) | 20,393,313.40 | 20,422,767.69 |
|---------|---|---|----------------------|----------------------|

OPERACIONES DE RENTA FIJA
Mercado Secundario
08-febrero-2017



| Fecha de Operación | Número de Operación | Título Valor | Descripcion | Emisor | Fecha de Emisión | Fecha Vencto | Valor Negociado | Precio | Tasa Int. | Valor Tran | Rend | Mon | Fecha Liq |
|--------------------|---------------------|--------------|--------------------------|---------|------------------|--------------|-----------------|------------|-----------|---------------|-------|-----|------------|
| 08/02/2017 | 17020812993 | NO050124 | Notas de Renta Fija BC | BCRD | 05/01/2017 | 05/01/2024 | 5,000,000.00 | 98.192507 | 11.00 | 4,964,321.48 | 11.38 | DOP | 10/02/2017 |
| 08/02/2017 | 17020812994 | NO050124 | Notas de Renta Fija BC | BCRD | 05/01/2017 | 05/01/2024 | 10,000,000.00 | 98.850000 | 11.00 | 9,994,392.27 | 11.24 | DOP | 10/02/2017 |
| 08/02/2017 | 17020812995 | NO050124 | Notas de Renta Fija BC | BCRD | 05/01/2017 | 05/01/2024 | 10,000,000.00 | 98.850000 | 11.00 | 9,994,392.27 | 11.24 | DOP | 10/02/2017 |
| 08/02/2017 | 17020812996 | NO050124 | Notas de Renta Fija BC | BCRD | 05/01/2017 | 05/01/2024 | 3,000,000.00 | 99.267346 | 11.00 | 3,010,838.06 | 11.15 | DOP | 10/02/2017 |
| 08/02/2017 | 17020812997 | NO050124 | Notas de Renta Fija BC | BCRD | 05/01/2017 | 05/01/2024 | 3,000,000.00 | 98.125000 | 11.00 | 2,976,567.68 | 11.39 | DOP | 10/02/2017 |
| 08/02/2017 | 17020812998 | NO050124 | Notas de Renta Fija BC | BCRD | 05/01/2017 | 05/01/2024 | 3,000,000.00 | 98.146085 | 11.00 | 2,977,200.23 | 11.39 | DOP | 10/02/2017 |
| 08/02/2017 | 17020813001 | NO050124 | Notas de Renta Fija BC | BCRD | 05/01/2017 | 05/01/2024 | 10,000,000.00 | 98.798124 | 11.00 | 9,989,204.67 | 11.25 | DOP | 10/02/2017 |
| 08/02/2017 | 17020813002 | MH12028 | Bonos de Deuda Ley 58-13 | SEH | 04/02/2013 | 04/02/2028 | 4,300,000.00 | 147.962132 | 18.50 | 6,375,448.39 | 10.90 | DOP | 10/02/2017 |
| 08/02/2017 | 17020813003 | MH22028 | Bonos de Deuda Ley 58-13 | SEH | 05/05/2013 | 05/05/2028 | 6,700,000.00 | 116.567702 | 13.50 | 8,050,410.01 | 10.90 | DOP | 10/02/2017 |
| 08/02/2017 | 17020813005 | BS1BCA11 | Bonos Subordinados | BCARIBI | 29/04/2015 | 29/04/2021 | 7,000,000.00 | 100.189138 | - | 7,038,692.81 | 11.00 | DOP | 10/02/2017 |
| 08/02/2017 | 17020813006 | NO050124 | Notas de Renta Fija BC | BCRD | 05/01/2017 | 05/01/2024 | 20,000,000.00 | 99.267346 | 11.00 | 20,072,253.73 | 11.15 | DOP | 10/02/2017 |
| 08/02/2017 | 17020813007 | NO150722 | Notas de Renta Fija BC | BCRD | 15/07/2015 | 15/07/2022 | 5,000,000.00 | 103.123548 | 11.00 | 5,195,355.48 | 10.23 | DOP | 10/02/2017 |

MONTO TOTAL NEGOCIADO EN RDS **87,000,000.00** **90,639,077.08**

MONTO TOTAL NEGOCIADO EN US\$ - -

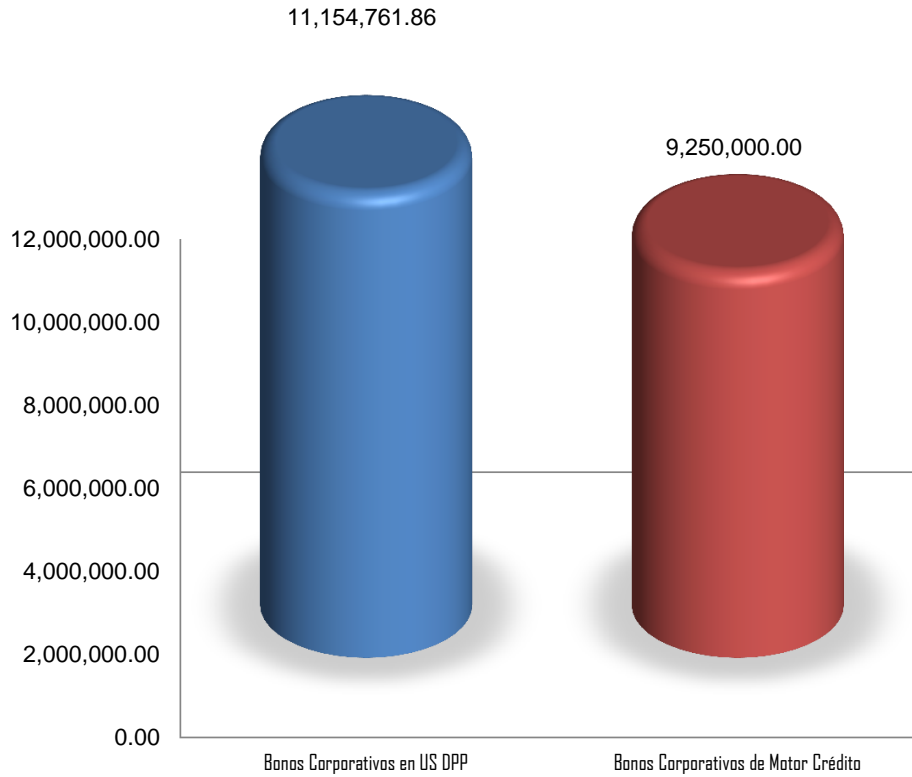
EQUIVALENTE EN RDS DE LO NEGOCIADO EN USDS - -

Cant Op 12 **TOTAL NEGOCIADO MS EN PESOS (RDS)** **87,000,000.00** **90,639,077.08**

Operaciones de Renta Fija por Emisor/Instrumento
Mercado Primario
8 de febrero de 2017



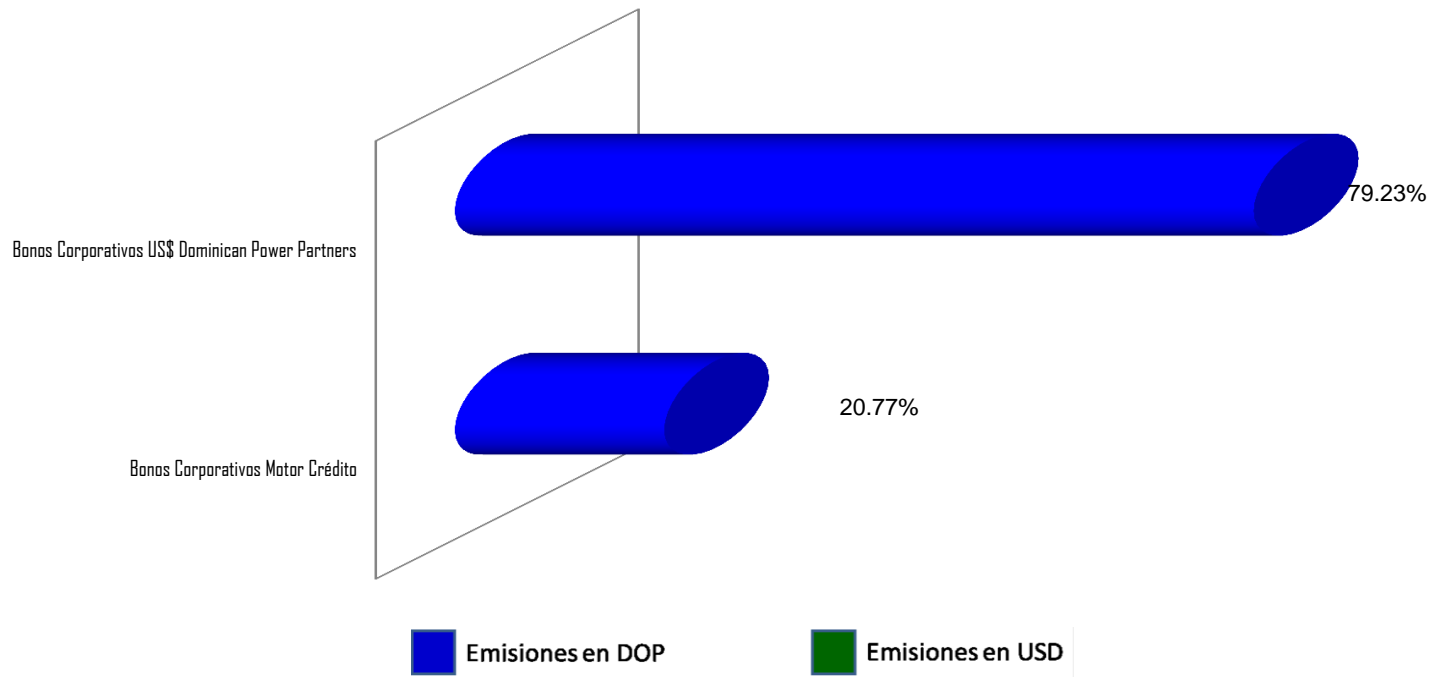
| INSTRUMENTO | Montos Negociados Valor Nominal | | |
|--|---------------------------------|--------|-------------------|
| | EQUIVALENTE EN DOP | % | USD |
| Bonos Corporativos en US DPP | 11,154,761.86 | 54.67% | 237,000.00 |
| Bonos Corporativos de Motor Crédito | 9,250,000.00 | 45.33% | |
| Total Negociado en el MP en este día RD\$ | 20,404,761.86 | 100% | 237,000.00 |





Acumulado Colocaciones por Instrumento/Emisor Emisiones Vigentes en el Mercado Primario

| INSTRUMENTO | Valor Nominal DOP | % DOP | Valor Nominal USD |
|--|-----------------------------|----------------|--------------------------|
| Bonos Corporativos Motor Crédito | 446,506,671.00 | 20.77% | |
| Bonos Corporativos US\$ Dominican Power Partners | 1,703,136,923.79 | 79.23% | 36,237,000.00 |
| Total Negociado ==> | RD\$2,149,643,594.79 | 100.00% | US\$36,237,000.00 |

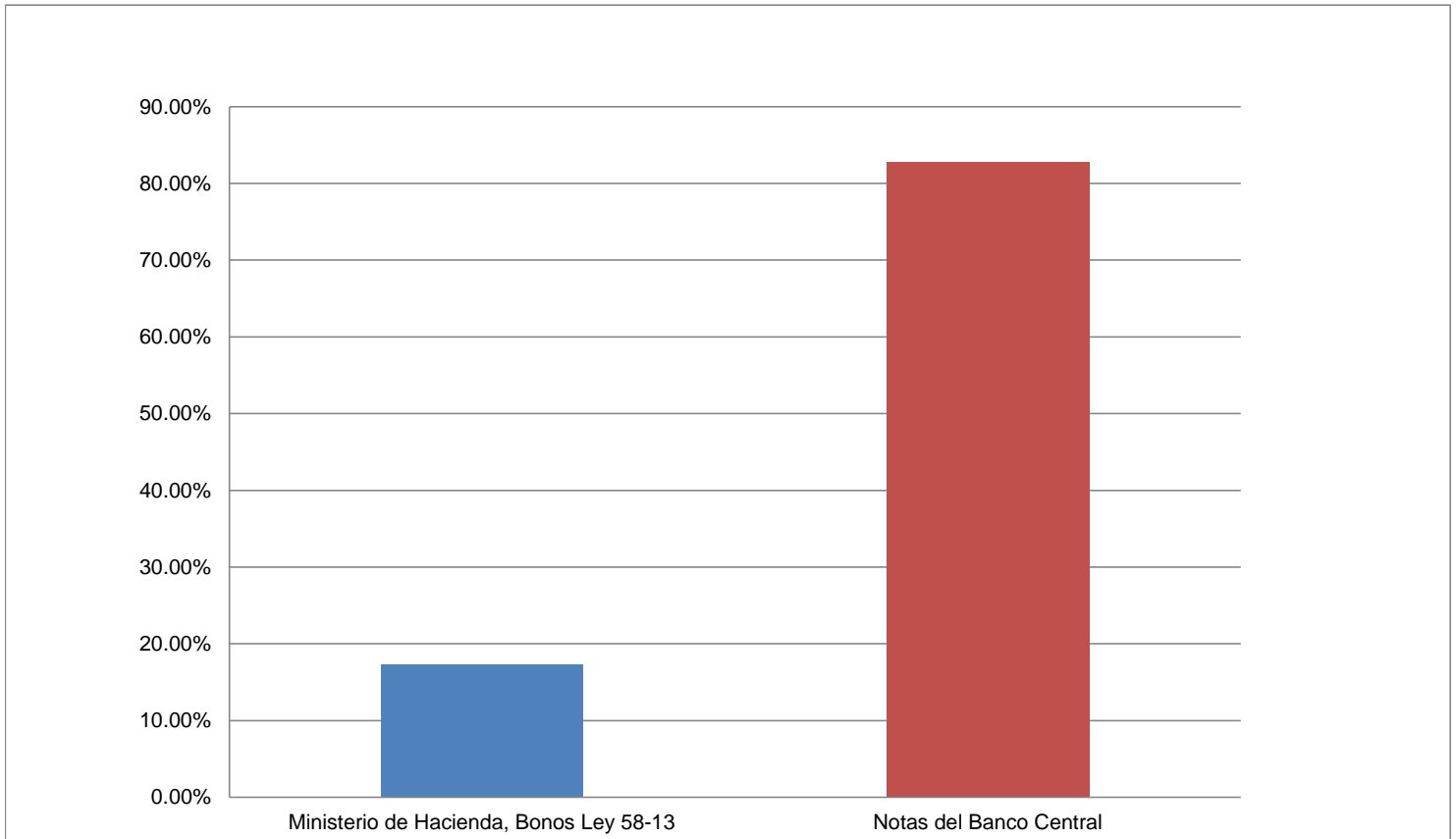


Nota: Esta pagina presenta cual ha sido la participacion porcentual de cada emision con relacion a la totalidad colocada en el Mercado Primario por moneda.



Montos Operados en Renta Fija por Emisor/Instrumento
Mercado Secundario
8 de febrero de 2017

| INSTRUMENTO | Montos Transados | | |
|--|----------------------|----------------|----------|
| | Total en DOP | % DOP | En USD |
| Ministerio de Hacienda, Bonos Ley 58-13 | 14,425,858.40 | 17.26% | |
| Notas del Banco Central | 69,174,525.87 | 82.74% | |
| Total Negociado en el MS en este día RD\$ | 83,600,384.27 | 100.00% | - |



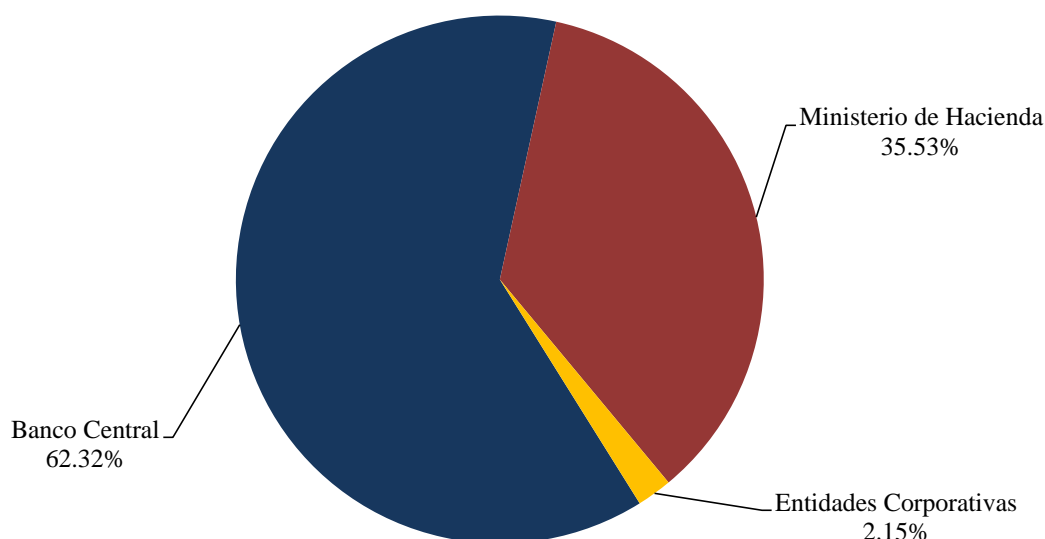


Detalle Acumulado por Entidad/Instrumento
Mercado Secundario

| INSTRUMENTO | Valor Transado RD\$ y Equiv | % DOP | Valor Transado US\$ |
|---|-----------------------------|----------------|-----------------------|
| Bonos Corporativos CEPM | 5,215,114.10 | 0.234% | 111,236.00 |
| Ministerio de Hacienda. Bonos Ley 175-12 | 3,991,521.20 | 0.179% | 85,413.75 |
| Bonos Corporativos Consorcio Remix | 0.00 | 0.000% | 0.00 |
| EGE Haina Bonos Corporativos USD | 9,408,750.89 | 0.422% | 201,335.11 |
| Ministerio de Hacienda, Bonos Ley 331-15 | 0.00 | 0.000% | 0.00 |
| Ministerio de Hacienda, Bonos Ley 5-06 | 0.00 | 0.000% | 0.00 |
| Banco Central R. D. Certificados Inversión Especial | 1,387,863,061.72 | 62.320% | |
| Ministerio de Hacienda, Bonos Ley 331-15 | 214,616,232.62 | 9.637% | |
| Ministerio de Hacienda. Bonos Ley 152-14 | 0.00 | 0.000% | |
| Banco Central R. D. Notas de Renta Fija | 504,468,098.84 | 22.652% | |
| Ministerio de Hacienda, Bonos Ley 548-13 | 0.00 | 0.000% | |
| Ministerio de Hacienda. Bonos Ley 131-11 | 0.00 | 0.000% | |
| Ministerio de Hacienda, Bonos Ley 58-13 | 55,134,470.90 | 2.476% | |
| EGE Haina Bonos Corporativos DOP | 13,088,586.09 | 0.588% | |
| Ministerio de Hacienda. Bonos Ley 366-09 | 0.00 | 0.000% | |
| Alpha Sociedad de Valores, Bonos Corporativos | 0.00 | 0.000% | |
| Parallax Valores, Bonos Corporativos | 3,398,096.78 | 0.153% | |
| Bonos Corporativos Consorcio Remix | 0.00 | 0.000% | |
| Bonos Corporativos Motor Credito | 782,680.85 | 0.035% | |
| Bonos Corporativos UNICA | 0.00 | 0.000% | |
| Bonos Corporativos Asociación La Vega Real de AyP | 1,566,859.72 | 0.070% | |
| Bonos Corporativos EGE Haina | 22,497,336.98 | 1.010% | |
| ADEMI, Bonos Corporativos | 0.00 | 0.000% | |
| ALNAP, Bonos Corporativos | 0.00 | 0.000% | |
| Banco Central R. D. Letras | 4,980,101.70 | 0.224% | |
| Banco Popular Dominicano. Bonos Deuda Sub. | 0.00 | 0.000% | |
| Total Transado ==> | RD\$2,227,010,912.40 | 100.00% | US\$397,984.86 |

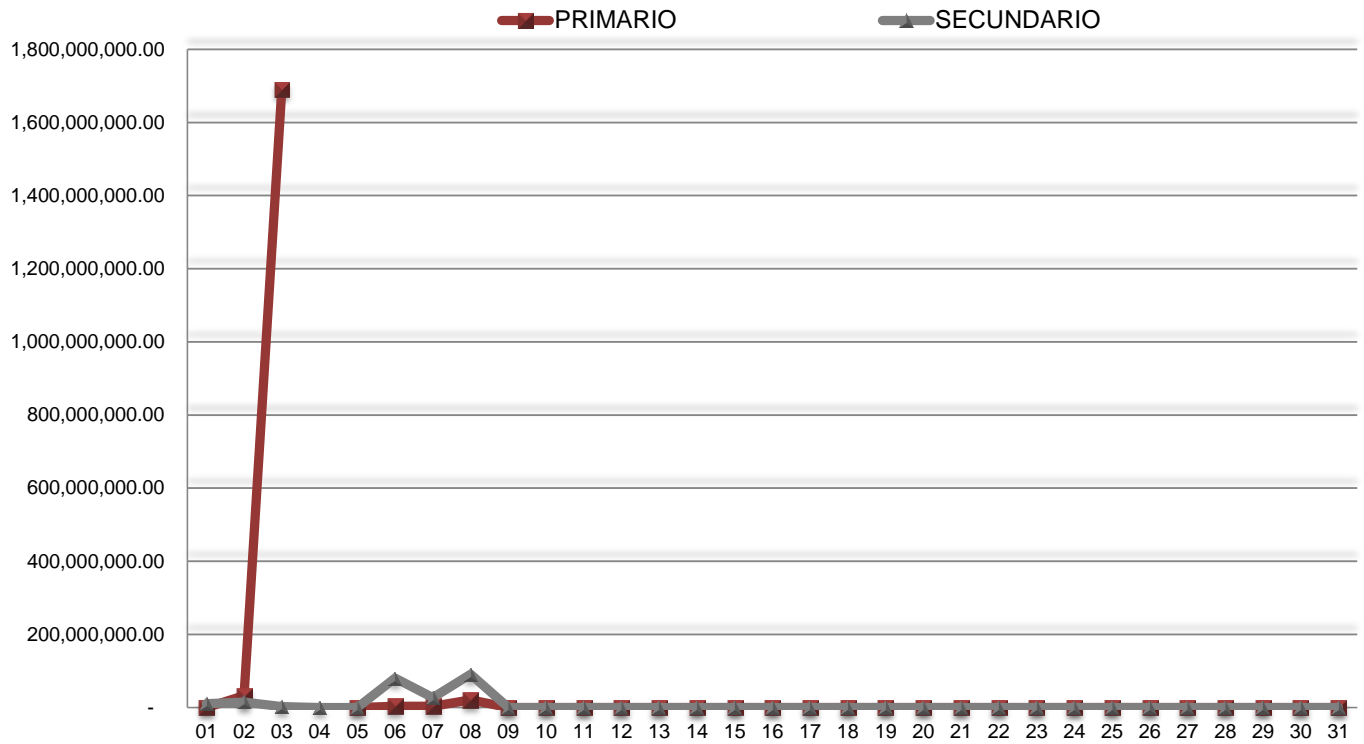
* Valorizado según la tasa de cambio del día de realización de las operaciones.

Porcentaje Negociado Agrupado por Tipo de Entidad

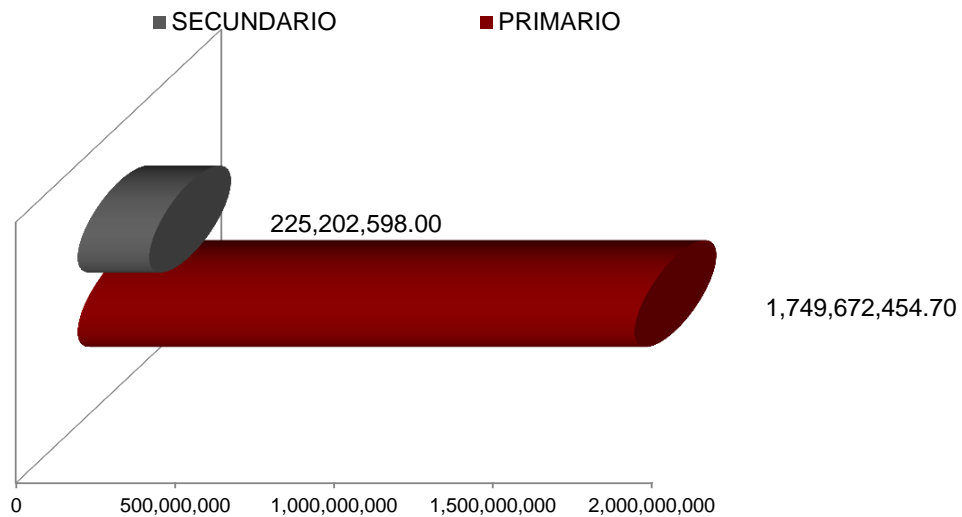




Operaciones Transadas en el Mercado Bursátil Primario y Secundario febrero-2017



Acumulado del Mes por Mercado



Emisiones Vigentes en el Mercado de Valores
Valores de Renta Fija



| Puesto Estructurador | Instrumento | Empresas Emisoras | Monto del Programa de Emisión | Monto Ofertado al Público (AOP) | Monto Colocado del AOP | Pendiente Colocación del AOP | Monto Dejado o Aún por Ofertar al Público | Mínimo de Inversión MP | Tasa Fija(F) o Variable(V) | Fecha Emision | Fecha Vencimiento | Pagos | Ultima Calificación | | |
|---------------------------------|---------------------------|--|-------------------------------|---------------------------------|---|------------------------------|---|------------------------|---|---------------|--|--|---------------------|--|--------------------|
| | | | | | | | | | | | | | Fitch / Feller | AA+(dom) A(dom) | |
| BNVAL 809-565-6621 | Letras Hipotecarias | Banco Nacional de las Exportaciones (BANDEX) | 1,000,000,000 | 1,000,000,000 | 322,500,000 ² 220,000,000 ³ | 107,500,000 | 0 | RDS\$100,000 | 8.71% 9.74% | V V | 28/02/2007 31/07/2007 | 28/02/2017 31/07/2017 | Mensual | Fitch / Feller 12/01/2017 27/01/2016 | AA+(dom) A(dom) |
| IPSA 809-544-5724 | Bonos Subordinados | Banco Popular Dominicano | 4,100,000,000 | 4,100,000,000 | 4,079,000,000 | 21,000,000 | 0 | RDS\$1,000,000 | 10.20% | V | 26/12/2007 | 26/12/2017 | Mensual | Fitch / Feller 03/01/2017 22/04/2016 | AA(dom) AA+ |
| BHDV 809-243-3600 | Bonos Corporativos en USD | Consorcio Energético Punta Cana Macao | 50,000,000 | 50,000,000 | 5,000,000 ² 5,000,000 ⁶ 5,000,000 ⁷ 5,000,000 ⁸ 5,000,000 ⁹ 5,000,000 ¹⁰ | 0 | 0 | US\$1,000 | 7.00% 6.75% 6.75% 6.75% 6.75% 6.75% | F F | 05/10/2010 03/11/2010 03/11/2010 03/11/2010 03/11/2010 03/11/2010 | 05/10/2017 03/11/2017 03/11/2017 03/11/2017 03/11/2017 03/11/2017 | Mensual | Fitch 16/01/2017 Feller 14/01/2016 | AAA(dom) AA |
| BHDV 809-243-3600 | Bonos Corporativos en USD | Consorcio Energético Punta Cana Macao | 50,000,000 | 50,000,000 | 5,000,000 ¹ 5,000,000 ² 5,000,000 ³ 5,000,000 ⁴ 5,000,000 ⁵ 5,000,000 ⁶ 5,000,000 ⁷ 5,000,000 ⁸ 5,000,000 ⁹ 5,000,000 ¹⁰ | 0 | 0 | US\$100 | 6.50% 6.50% 6.50% 7.25% 7.25% 7.25% 7.25% 7.25% 7.25% 7.25% | F F | 03/02/2012 03/02/2012 03/02/2012 12/03/2012 12/03/2012 12/03/2012 12/03/2012 12/03/2012 12/03/2012 12/03/2012 | 03/02/2018 03/02/2018 03/02/2018 12/03/2019 12/03/2019 12/03/2019 12/03/2019 12/03/2019 12/03/2019 12/03/2019 | Mensual | Feller Rate Dom 07/06/2016 Fitch Ratings 16/01/2017 | AA AAA(dom) |
| IPSA 809-544-5724 | Bonos Subordinados | Banco Popular Dominicano | 5,000,000,000 | 5,000,000,000 | 5,000,000,000 ¹ | 0 | 0 | RDS\$1,000,000 | 9.30% | V | 29/10/2012 | 29/10/2022 | Mensual | Fitch, 03/01/2016 Feller, Junio 2013 | AA(dom) AA+ |
| CITIV 809-473-2400 | Bonos | International Finance Corporation | 390,000,000 | 390,000,000 | 390,000,000 ¹ | 0 | 0 | RDS\$100,000 | 10.50% | F | 30/11/2012 | 30/11/2017 | Semestral | Standard & Poors | AAA |
| CITIV 809-473-2400 | Bonos Ordinarios | Asociación Popular de A&P | 3,000,000,000 | 1,500,000,000 | 1,000,000,000 ¹ 500,000,000 ² | 0 | 1,500,000,000 | RDS\$10,000 | 10.90% 10.90% | F F | 07/03/2013 | 07/03/2018 | Semestral | Fitch / Feller 12/01/2017 21/10/2015 | AA-(dom) A+ |
| BHD LEON 809-243-3600 | Bonos Corporativos | Banco Multiple Ademi | 1,000,000,000 | 1,000,000,000 | 100,000,000 ⁶ 100,000,000 ⁷ 100,000,000 ⁸ 100,000,000 ⁹ 100,000,000 ¹⁰ | 0 | 0 | DOP 1,000.00 | 10.75% 10.75% 10.75% 10.75% 10.75% | F F | 24/02/2014 24/02/2014 24/02/2014 24/02/2014 24/02/2014 | 24/02/2017 24/02/2017 24/02/2017 24/02/2017 24/02/2017 | Mensual | Fitch Ratings 30/12/2016 | A(dom) |
| CITIV 809-473-2400 | Bonos Corporativos en USD | EGE HAINA | 100,000,000 | 100,000,000 | 10,000,000 ¹ 10,000,000 ² 9,999,992 ³ 10,000,000 ⁴ 10,000,000 ⁵ 9,999,988 ⁶ 10,000,000 ⁷ 10,000,000 ⁸ 10,000,000 ⁹ 10,000,000 ¹⁰ | 0.00 | 20 | USD \$30.00 | 6.25% 6.00% 6.00% 6.00% 6.00% 6.00% 6.00% 6.00% 6.00% 5.75% 5.75% | F F | 23/01/2014 13/02/2014 13/02/2014 04/03/2014 04/03/2014 17/03/2014 17/03/2014 21/04/2014 27/05/2014 27/05/2014 | 23/01/2020 13/02/2020 13/02/2020 04/03/2020 04/03/2020 17/03/2020 17/03/2020 21/04/2020 27/05/2020 27/05/2020 | Mensual | Fitch Ratings 17/01/2017 Feller-Rate 23/03/2016 | AA-(dom) A |
| BHD LEON 809-243-3600 | Bonos Corporativos en USD | Compañía de Electricidad de Puerto Plata | 25,000,000 | 25,000,000 | 5,000,000 ⁴ 5,000,000 ⁵ | 10,000,000 | 0 | USD \$30.00 | 6.00% 6.00% | F F | 12/03/2014 12/03/2014 | 12/03/2019 12/03/2019 | Mensual | Fitch Ratings: 16/01/2017 | BBB(dom) |

Emisiones Vigentes en el Mercado de Valores
Valores de Renta Fija



| Puesto Estructurador | Instrumento | Empresas Emisoras | Monto del Programa de Emisión | Monto Ofertado al Público (AOP) | Monto Colocado del AOP | Pendiente Colocación del AOP | Monto Dejado o Aún por Ofertar al Público | Mínimo de Inversión MP | Tasa Fija(F) o Variable(V) | Fecha Emision | Fecha Vencimiento | Pagos | Ultima Calificación | | |
|--------------------------|---------------------------|--|-------------------------------|---------------------------------|------------------------|------------------------------|---|------------------------|----------------------------|---------------|-------------------|-------------|---------------------|--|------------------|
| PARVA 809-560-0909 | Bonos Subordinados | Banco Caribe | 150,000,000 | 150,000,000 | 10,000,000 | 0 | 0 | RDS\$1,000 | 10.24% | V | 29/04/2015 | 29/04/2021 | Trimestral | Feller Rate 08/04/2016 | BBB+(dom) |
| | | | | | 10,000,000 | | | | | | | | | | |
| | | | | | 10,000,000 | | | | | | | | | | |
| | | | | | 10,000,000 | | | | | | | | | | |
| | | | | | 10,000,000 | | | | | | | | | | |
| | | | | | 10,000,000 | | | | | | | | | | |
| | | | | | 10,000,000 | | | | | | | | | | |
| | | | | | 10,000,000 | | | | | | | | | | |
| | | | | | 10,000,000 | | | | | | | | | | |
| | | | | | 10,000,000 | | | | | | | | | | |
| | | | | | 10,000,000 | | | | | | | | | | |
| | | | | | 10,000,000 | | | | | | | | | | |
| | | | | | 10,000,000 | | | | | | | | | | |
| | | | | | 10,000,000 | | | | | | | | | | |
| | | | | | 10,000,000 | | | | | | | | | | |
| PARVA 809-960-4551 | Bonos Corporativos | Parallax Valores | 500,000,000 | 500,000,000 | 100,000,000 | 0 | 0 | RDS\$1,000 | 10.25% | F | 20/08/2014 | 20/08/2017 | Mensual | Fitch Rating 29/12/2016 Feller Rates 27/01/2016 | BBB(dom) BBB+ |
| | | | | | 100,000,000 | | | | | | | | | | |
| INRES 809-960-4551 | Bonos Subordinados | Banco de Reservas | 10,000,000,000 | 10,000,000,000 | 5,000,000,000 | 0 | 0 | RDS\$1,000 | 10.20% | V | 29/12/2014 | 29/12/2024 | Semestral | Fitch/ Feller 12/01/2016 31/01/2017 | AA+(dom) AA |
| | | | | | 5,000,000,000 | | | | | | | | | | |
| CITIV 809-473-2400 | Bonos Corporativos en USD | EGE HAINA | 100,000,000 | 100,000,000 | 10,000,000 | 0 | 0 | USD \$30.00 | 7.00% | F | 23/01/2015 | 23/01/2025 | Trimestral | Fitch Rating 17/01/2017 Feller Rate 23/03/2016 | AA-(dom) A |
| | | | | | 10,000,000 | | | | | | | | | | |
| | | | | | 10,000,000 | | | | | | | | | | |
| | | | | | 10,000,000 | | | | | | | | | | |
| | | | | | 10,000,000 | | | | | | | | | | |
| | | | | | 10,000,000 | | | | | | | | | | |
| | | | | | 10,000,000 | | | | | | | | | | |
| | | | | | 10,000,000 | | | | | | | | | | |
| | | | | | 10,000,000 | | | | | | | | | | |
| | | | | | 10,000,000 | | | | | | | | | | |
| PARVA 809-560-0909 | Bonos Corporativos | Parallax Valores | 900,000,000 | 900,000,000 | 100,000,000 | 0 | - | RDS\$1,000.00 | 9.50% | F | 22/09/2015 | 22/09/2017 | Mensual | Fitch Rating 29/12/2016 Feller Rates 27/01/2016 | BBB(dom) BBB+ |
| | | | | | 100,000,000 | | | | | | | | | | |
| | | | | | 100,000,000 | | | | | | | | | | |
| | | | | | 100,000,000 | | | | | | | | | | |
| | | | | | 100,000,000 | | | | | | | | | | |
| | | | | | 100,000,000 | | | | | | | | | | |
| | | | | | 100,000,000 | | | | | | | | | | |
| | | | | | 100,000,000 | | | | | | | | | | |
| | | | | | 100,000,000 | | | | | | | | | | |
| IPSA 809-544-5724 | Bonos Corporativos | Asociación La Vega Real de Ahorros y Préstamos | 800,000,000 | 800,000,000 | 100,000,000 | 0 | - | RDS\$1,000.00 | 10.21% | V | 22/10/2015 | 22/10/2025 | Mensual | Fitch Rating 11/10/2016 | A-(dom) |
| | | | | | 100,000,000 | | | | | | | | | | |
| | | | | | 100,000,000 | | | | | | | | | | |
| | | | | | 100,000,000 | | | | | | | | | | |
| | | | | | 100,000,000 | | | | | | | | | | |
| | | | | | 100,000,000 | | | | | | | | | | |
| | | | | | 100,000,000 | | | | | | | | | | |
| | | | | | 100,000,000 | | | | | | | | | | |
| BHD LEON 809-243-3600 | Bonos Corporativos en USD | Consorcio Energético Punta Cana Macao | 100,000,000 | 100,000,000 | 25,000,000 | 23,146,200 | - | USD \$30.00 | 5.15% | F | 12/11/2015 | 12/11/2025 | Trimestral | Fitch Rating 16/01/2017 Feller Rate 15/01/2016 | AAA(dom) AA |
| | | | | | 10,324,000 | | | | | | | | | | |
| | | | | | 20,605,000 | | | | | | | | | | |
| | | | | | 20,924,800 | | | | | | | | | | |
| UNICA 809-807-2002 | Bonos Corporativos | United Capital Puesto de Bolsa | 1,000,000,000 | 1,000,000,000 | 50,000,000 | 0 | 0 | RDS\$1,000.00 | 9.50% | F | 03/12/2015 | 03/12/2017 | Mensual | Feller Rate 24/01/2017 | BBB+ |
| | | | | | 50,000,000 | | | | | | | | | | |
| | | | | | 50,000,000 | | | | | | | | | | |
| | | | | | 50,000,000 | | | | | | | | | | |
| | | | | | 50,000,000 | | | | | | | | | | |
| | | | | | 50,000,000 | | | | | | | | | | |
| | | | | | 50,000,000 | | | | | | | | | | |
| | | | | | 50,000,000 | | | | | | | | | | |
| | | | | | 50,000,000 | | | | | | | | | | |
| | | | | | 50,000,000 | | | | | | | | | | |
| | | | | | 50,000,000 | | | | | | | | | | |
| | | | | | 50,000,000 | | | | | | | | | | |
| | | | | | 50,000,000 | | | | | | | | | | |
| | | | | | 50,000,000 | | | | | | | | | | |
| | | | | | 50,000,000 | | | | | | | | | | |
| | | | | | 50,000,000 | | | | | | | | | | |
| | | | | | 50,000,000 | | | | | | | | | | |
| | | | | | 50,000,000 | | | | | | | | | | |
| | | | | | 50,000,000 | | | | | | | | | | |
| | | | | | CCI 809-566-6084 | | | | Bonos Corporativos | | Consorcio Remix | 300,000,000 | | | |
| 50,000,000 | | | | | | | | | | | | | | | |
| 50,000,000 | | | | | | | | | | | | | | | |
| 50,000,000 | | | | | | | | | | | | | | | |
| 34,097,728 | | | | | | | | | | | | | | | |
| BHD LEON 809-243-3600 | Bonos Corporativos | Motor Credito | 500,000,000 | 500,000,000 | 50,000,000 | 67,997,582.00 | - | RDS\$1,000.00 | 9.65% | F | 03/05/2016 | 03/05/2019 | Mensual | Fitch Rating 12/01/2017 | A-(dom) |
| | | | | | 50,000,000 | | | | | | | | | | |
| | | | | | 50,000,000 | | | | | | | | | | |
| | | | | | 50,000,000 | | | | | | | | | | |
| | | | | | 50,000,000 | | | | | | | | | | |
| | | | | | 50,000,000 | | | | | | | | | | |
| | | | | | 50,000,000 | | | | | | | | | | |
| | | | | | 50,000,000 | | | | | | | | | | |
| | | | | | 50,000,000 | | | | | | | | | | |
| | | | | | 50,000,000 | | | | | | | | | | |
| 14,759,859 | | | | | | | | | | | | | | | |
| 17,242,559 | | | | | | | | | | | | | | | |

Emisiones Vigentes en el Mercado de Valores
Valores de Renta Fija



| Puesto Estructurador | Instrumento | Empresas Emisoras | Monto del Programa de Emisión | Monto Ofertado al Público (AOP) | Monto Colocado del AOP | Pendiente Colocación del AOP | Monto Dejado o Aún por Ofertar al Público | Mínimo de Inversión MP | Tasa Fija(F) o Variable(V) | | Fecha Emisión | Fecha Vencimiento | Pagos | Última Calificación | |
|---------------------------|--|--|-------------------------------|---------------------------------|----------------------------|------------------------------|---|------------------------|----------------------------|---|---------------|-------------------|------------|--|-------------------|
| | | | | | | | | | | | | | | | |
| ALPHA 809-732-1080 | Bonos Corporativos | ALPHA Puesto de Bolsa | 1,000,000,000 | 800,000,000 | 75,000,000 ¹ | 125,000,000.00 | 200,000,000 | RDS\$1,000.00 | 9.50% | F | 09/05/2016 | 09/05/2019 | Trimestral | Feller Rates 27/01/2016 | BBB(dom) |
| | | | | | 200,000,000 ² | | | | 9.60% | | 09/05/2016 | 09/05/2019 | Semestral | | |
| | | | | | 200,000,000 ³ | | | | 9.60% | | 09/05/2016 | 09/05/2019 | Semestral | | |
| | | | | | 200,000,000 ⁴ | | | | 9.60% | | 09/05/2016 | 09/05/2019 | Semestral | | |
| CITIV 809-473-2400 | Bonos Corporativos | EGE HAINA | 4,550,950,000 | 4,550,950,000 | 227,547,500 ¹ | - | - | RDS\$1.00 | 12.00% | F | 27/06/2016 | 27/06/2026 | Mensual | Fitch Dom 17/01/2017 Feller Rate 23/03/16 | AA-(dom) A |
| | | | | | 227,547,500 ² | | | | 12.00% | | 27/06/2016 | 27/06/2026 | Mensual | | |
| | | | | | 227,547,500 ³ | | | | 12.00% | | 27/06/2016 | 27/06/2026 | Mensual | | |
| | | | | | 227,547,500 ⁴ | | | | 11.50% | | 21/07/2016 | 21/07/2026 | Mensual | | |
| | | | | | 227,547,500 ⁵ | | | | 11.50% | | 21/07/2016 | 21/07/2026 | Mensual | | |
| | | | | | 227,547,500 ⁶ | | | | 11.50% | | 21/07/2016 | 21/07/2026 | Mensual | | |
| | | | | | 227,547,500 ⁷ | | | | 11.50% | | 21/07/2016 | 21/07/2026 | Mensual | | |
| | | | | | 227,547,500 ⁸ | | | | 11.50% | | 21/07/2016 | 21/07/2026 | Mensual | | |
| | | | | | 227,547,500 ⁹ | | | | 11.50% | | 21/07/2016 | 21/07/2026 | Mensual | | |
| | | | | | 227,547,500 ¹⁰ | | | | 11.50% | | 21/07/2016 | 21/07/2026 | Mensual | | |
| | | | | | 227,547,500 ¹¹ | | | | 11.25% | | 10/08/2016 | 10/08/2026 | Mensual | | |
| | | | | | 227,547,500 ¹² | | | | 11.25% | | 10/08/2016 | 10/08/2026 | Mensual | | |
| | | | | | 227,547,500 ¹³ | | | | 11.25% | | 10/08/2016 | 10/08/2026 | Mensual | | |
| | | | | | 227,547,500 ¹⁴ | | | | 11.25% | | 10/08/2016 | 10/08/2026 | Mensual | | |
| | | | | | 227,547,500 ¹⁵ | | | | 11.25% | | 10/08/2016 | 10/08/2026 | Mensual | | |
| | | | | | 227,547,500 ¹⁶ | | | | 11.25% | | 10/08/2016 | 10/08/2026 | Mensual | | |
| | | | | | 227,547,500 ¹⁷ | | | | 11.25% | | 10/08/2016 | 10/08/2026 | Mensual | | |
| | | | | | 227,547,500 ¹⁸ | | | | 11.25% | | 10/08/2016 | 10/08/2026 | Mensual | | |
| | | | | | 227,547,500 ¹⁹ | | | | 11.25% | | 10/08/2016 | 10/08/2026 | Mensual | | |
| 227,547,500 ²⁰ | 11.25% | 10/08/2016 | 10/08/2026 | Mensual | | | | | | | | | | | |
| CITIV 809-473-2400 | Bonos | IFC | 4,000,000,000 | 450,000,000 | 180,349,900 ¹ | 269,650,100 | 3,550,000,000 | RDS\$1.00 | 8.75% | F | 21/07/2016 | 21/01/2023 | Semestral | Standard & Pooors 23/12/2015 | AAA |
| PARVA 809-560-0909 | Bonos Subordinados | Banco Múltiple Santa Cruz, S. A. | 500,000,000 | 500,000,000 | 100,000,000 ¹ | 0 | 0 | RDS\$1,000.00 | 9.63% | V | 25/02/2016 | 25/02/2023 | Semestral | Fitch Rating 28/12/2016 | A-(dom) |
| | | | | | 100,000,000 ² | | | | 9.63% | | 25/02/2016 | 25/02/2023 | Semestral | | |
| | | | | | 100,000,000 ³ | | | | 9.63% | | 25/02/2016 | 25/02/2023 | Semestral | | |
| | | | | | 100,000,000 ⁴ | | | | 9.63% | | 25/02/2016 | 25/02/2023 | Semestral | | |
| | | | | | 100,000,000 ⁵ | | | | 9.63% | | 25/02/2016 | 25/02/2023 | Semestral | | |
| PARVA 809-560-0909 | Bonos Corporativos | Parallax Valores | 900,000,000 | 400,000,000 | 100,000,000 ¹ | 0 | 500,000,000 | RDS\$1,000.00 | 9.45% | F | 22/09/2016 | 22/09/2018 | Mensual | Fitch Rating 29/12/2016 Feller Rates 27/01/2016 | BBB(dom) BBB+ |
| | | | | | 100,000,000 ² | | | | 9.45% | | 22/09/2016 | 22/09/2018 | Mensual | | |
| | | | | | 100,000,000 ³ | | | | 9.70% | | 22/09/2016 | 22/09/2019 | Mensual | | |
| | | | | | 100,000,000 ⁴ | | | | 9.70% | | 22/09/2016 | 22/09/2019 | Mensual | | |
| CITIV 809-473-2400 | Bonos Ordinarios | Asociación Popular de A&P | 3,000,000,000 | 3,000,000,000 | 500,000,000 ¹ | 0 | 300,000,000 | RDS\$1,000 | 10.00% | F | 19/09/2016 | 19/09/2026 | Semestral | Fitch / Feller 12/01/2017 21/10/2015 | AA-(dom) A+ |
| | | | | | 500,000,000 ² | | | | 10.00% | | | | | | |
| | | | | | 500,000,000 ³ | | | | 10.00% | | | | | | |
| | | | | | 400,000,000 ⁴ | | | | 9.69% | | | | | | |
| | | | | | 400,000,000 ⁵ | | | | 9.69% | | | | | | |
| | | | | | 400,000,000 ⁶ | | | | 9.69% | | | | | | |
| IPSA 809-544-5724 | Bonos Subordinados | Banco Popular Dominicano | 10,000,000,000 | 8,000,000,000 | 1,000,000,000 ¹ | 0 | 2,000,000,000 | RDS\$1,000.00 | 10.50% | F | 28/11/2016 | 28/11/2026 | Mensual | Fitch Rating 03/01/2016 Feller Rates 28/11/2016 | AA+(dom) AA+ |
| | | | | | 1,000,000,000 ² | | | | 10.50% | | 28/11/2016 | 28/11/2026 | Mensual | | |
| | | | | | 1,000,000,000 ³ | | | | 10.50% | | 28/11/2016 | 28/11/2026 | Mensual | | |
| | | | | | 1,000,000,000 ⁴ | | | | 10.50% | | 28/11/2016 | 28/11/2026 | Mensual | | |
| | | | | | 1,000,000,000 ⁵ | | | | 10.50% | | 19/12/2016 | 19/12/2026 | Mensual | | |
| | | | | | 1,000,000,000 ⁶ | | | | 10.50% | | 19/12/2016 | 19/12/2026 | Mensual | | |
| | | | | | 1,000,000,000 ⁷ | | | | 10.50% | | 19/12/2016 | 19/12/2026 | Mensual | | |
| | | | | | 1,000,000,000 ⁸ | | | | 10.50% | | 19/12/2016 | 19/12/2026 | Mensual | | |
| INRES 809-960-4551 | Valor de Fideicomiso Representativo de Deuda | Fideicomiso para la Operación Mant. Y Expansión Red Vial Principal Rep. Dom. | 25,000,000,000 | 2,500,000,000 | 2,500,000,000 ¹ | 0 | 22,500,000,000 | RDS\$1.00 | 10.50% | F | 28/12/2016 | 28/12/2026 | Semestral | Feller Rate 28/12/2016 | AA- |
| BHD LEON 809-243-3600 | Bonos Corporativos | Motor Credito | 400,000,000 | 400,000,000 | 50,000,000 ⁴ | - | - | RDS\$1,000.00 | 10.25% | F | 25/06/2014 | 25/06/2017 | Mensual | Fitch Rating 12/01/2017 | A-(dom) |
| | | | | | 50,000,000 ⁵ | | | | 10.25% | | 25/06/2014 | 25/06/2017 | Mensual | | |
| | | | | | 50,000,000 ⁶ | | | | 10.75% | | 25/06/2014 | 25/06/2017 | Mensual | | |
| | | | | | 50,000,000 ⁷ | | | | 10.75% | | 25/06/2014 | 25/06/2018 | Mensual | | |
| | | | | | 50,000,000 ⁸ | | | | 10.75% | | 25/06/2014 | 25/06/2018 | Mensual | | |
| IPSA 809-544-5724 | Bonos Corporativos USD | Dominican Power Partners | 300,000,000 | 50,000,000 | 4,020,000 ¹ | 14,030,000 | 264,030,000 | RDS\$1,000.00 | 6.25% | F | 03/02/2017 | 03/02/2027 | Trimestral | Feller Rates 03/02/2017 | AA- |
| | | | | | 3,350,000 ² | | | | 6.25% | | 03/02/2017 | 03/02/2027 | Trimestral | | |
| | | | | | 2,500,000 ³ | | | | 6.25% | | 03/02/2017 | 03/02/2027 | Trimestral | | |
| | | | | | 4,000,000 ⁴ | | | | 6.25% | | 03/02/2017 | 03/02/2027 | Trimestral | | |
| | | | | | 4,100,000 ⁵ | | | | 6.25% | | 03/02/2017 | 03/02/2027 | Trimestral | | |
| | | | | | 4,000,000 ⁶ | | | | 6.25% | | 03/02/2017 | 03/02/2027 | Trimestral | | |
| | | | | | 3,000,000 ⁷ | | | | 6.25% | | 03/02/2017 | 03/02/2027 | Trimestral | | |
| | | | | | 3,000,000 ⁸ | | | | 6.25% | | 03/02/2017 | 03/02/2027 | Trimestral | | |
| | | | | | 4,000,000 ⁹ | | | | 6.25% | | 03/02/2017 | 03/02/2027 | Trimestral | | |
| | | | | | 4,000,000 ¹⁰ | | | | 6.25% | | 03/02/2017 | 03/02/2027 | Trimestral | | |