


# AVISO



La información contenida en este documento es propiedad de la Bolsa de Valores de la República Dominicana y debe ser usada sólo para fines informativos y nunca como consejo de inversión.

Cualquier publicación o reproducción de esta información debe ser autorizada expresamente por la Bolsa de Valores de la República Dominicana.

¡BVRD, por un Mercado de Valores más Transparente, Equitativo y Eficiente!



Bolsa de Valores de la  
República Dominicana



**Boletín Bursátil de Operaciones de Renta Fija  
Mercados Primario y Secundario**

jueves, 09 de febrero de 2017

**Tasa de Cambio USD**

**47.0341**

| Mercados  | Valor Nominal USD    | Valor Transado USD   | Valor Transado en USD Equivalentes a RD\$ | Valor Nominal RD\$      | Valor Transado RD\$     | Total Transado en la BVRD |
|---|----------------------|----------------------|---|-------------------------|-------------------------|---------------------------|
| Mercado Primario  | 1,500.00             | 1,501.80             | 70,635.81                                 | 1,765,000.00            | 1,768,926.52            | 1,839,562.33              |
| Mercado Secundario  | 0.00                 | 0.00                 | 0.00                                      | 2,799,360,000.00        | 2,812,358,484.65        | 2,812,358,484.65          |
| <b>Total Transado Hoy</b>                                     | <b>1,500.00</b>      | <b>1,501.80</b>      | <b>70,635.81</b>                          | <b>2,801,125,000.00</b> | <b>2,814,127,411.17</b> | <b>2,814,198,046.98</b>   |
| <b>Desde el 1ero de Enero hasta el 09 de febrero del 2017</b> |                      |                      |   |                         |                         |                           |
| Mercado Primario  | 36,238,500.00        | 36,257,260.74        | 1,703,207,559.60                          | 48,271,671.00           | 48,304,457.43           | 1,751,512,017.03          |
| Mercado Secundario  | 378,920.00           | 397,984.86           | 18,615,386.20                             | 4,869,064,824.00        | 5,005,295,366.68        | 5,023,910,752.88          |
| <b>Volumen Acumulado</b>                                      | <b>36,617,420.00</b> | <b>36,655,245.60</b> | <b>1,721,822,945.79</b>                   | <b>4,917,336,495.00</b> | <b>5,053,599,824.11</b> | <b>6,775,422,769.90</b>   |
| <b>Desde el 1ero de Enero hasta el 09 de febrero del 2016</b> |                      |                      |   |                         |                         |                           |
| Mercado Primario  | 0.00                 | 0.00                 | 0.00                                      | 0.00                    | 0.00                    | 0.00                      |
| Mercado Secundario  | 608,648.00           | 650,796.02           | 29,701,768.93                             | 3,780,650,000.00        | 3,986,390,956.74        | 4,016,092,725.67          |
| <b>Total Negociado</b>  | <b>608,648.00</b>    | <b>650,796.02</b>    | <b>29,701,768.93</b>                      | <b>3,780,650,000.00</b> | <b>3,986,390,956.74</b> | <b>4,016,092,725.67</b>   |

**OPERACIONES DE RENTA FIJA**  
**Mercado Primario**  
**09-febrero-2017**



| Fecha de Operación | Número de Operación | Título Valor | Descripción        | Emisor | Fecha Vencido | Valor Negociado | Precio     | Tasa Interés | Valor Tran   | Mon | Fecha Liq  |
|--------------------|---------------------|--------------|--------------------|--------|---------------|-----------------|------------|--------------|--------------|-----|------------|
| 09/02/2017         | 17020913039         | BC1DPP09     | Bonos Corporativos | DPP    | 03/02/2027    | 1,500.00        | 100.000000 | 6.25         | 1,501.80     | USD | 10/02/2017 |
| 09/02/2017         | 17020913041         | BC2MC09      | Bonos Corporativos | MOTORC | 02/02/2020    | 250,000.00      | 100.000000 | 10.15        | 250,556.16   | DOP | 10/02/2017 |
| 09/02/2017         | 17020913042         | BC2MC09      | Bonos Corporativos | MOTORC | 02/02/2020    | 500,000.00      | 100.000000 | 10.15        | 501,112.33   | DOP | 10/02/2017 |
| 09/02/2017         | 17020913043         | BC2MC10      | Bonos Corporativos | MOTORC | 02/02/2020    | 15,000.00       | 100.000000 | 10.15        | 15,033.37    | DOP | 10/02/2017 |
| 09/02/2017         | 17020913044         | BC2MC10      | Bonos Corporativos | MOTORC | 02/02/2020    | 1,000,000.00    | 100.000000 | 10.15        | 1,002,224.66 | DOP | 10/02/2017 |

|   |                     |                     |
|---|---------------------|---------------------|
| MONTO TOTAL NEGOCIADO EN RD\$               | <b>1,765,000.00</b> | <b>1,768,926.52</b> |
| MONTO TOTAL NEGOCIADO EN US\$               | <b>1,500.00</b>     | <b>1,501.80</b>     |
| EQUIVALENTE EN RD\$ DE LO NEGOCIADO EN US\$ | <b>70,551.15</b>    | <b>70,635.81</b>    |

|         |   |   |                     |                     |
|---------|---|---|---------------------|---------------------|
| Cant Op | 1 | <b>TOTAL NEGOCIADO MP EN PESOS (RD\$)</b> | <b>1,835,551.15</b> | <b>1,839,562.33</b> |
|---------|---|---|---------------------|---------------------|

OPERACIONES DE RENTA FIJA  
Mercado Secundario  
09-febrero-2017



| Fecha de Operación | Número de Operación | Título Valor | Descripcion                        | Emisor | Fecha de Emisión | Fecha Vencto | Valor Negociado | Precio     | Tasa Int. | Valor Tran     | Rend  | Mon | Fecha Liq  |
|--------------------|---------------------|--------------|------------------------------------|--------|------------------|--------------|-----------------|------------|-----------|----------------|-------|-----|------------|
| 09/02/2017         | 17020913021         | NO050124     | Notas de Renta Fija BC             | BCRD   | 05/01/2017       | 05/01/2024   | 300,000,000.00  | 98.238800  | 11.00     | 298,271,648.62 | 11.37 | DOP | 13/02/2017 |
| 09/02/2017         | 17020913022         | NO050124     | Notas de Renta Fija BC             | BCRD   | 05/01/2017       | 05/01/2024   | 450,000,000.00  | 98.238800  | 11.00     | 447,407,472.93 | 11.37 | DOP | 13/02/2017 |
| 09/02/2017         | 17020913023         | NO050124     | Notas de Renta Fija BC             | BCRD   | 05/01/2017       | 05/01/2024   | 700,000,000.00  | 97.868564  | 11.00     | 693,375,528.11 | 11.45 | DOP | 13/02/2017 |
| 09/02/2017         | 17020913024         | NO050124     | Notas de Renta Fija BC             | BCRD   | 05/01/2017       | 05/01/2024   | 5,000,000.00    | 99.501994  | 11.00     | 5,034,353.84   | 11.10 | DOP | 13/02/2017 |
| 09/02/2017         | 17020913025         | NO050124     | Notas de Renta Fija BC             | BCRD   | 05/01/2017       | 05/01/2024   | 10,000,000.00   | 99.250000  | 11.00     | 10,043,508.29  | 11.15 | DOP | 13/02/2017 |
| 09/02/2017         | 17020913026         | NO050124     | Notas de Renta Fija BC             | BCRD   | 05/01/2017       | 05/01/2024   | 1,000,000.00    | 99.501994  | 11.00     | 1,006,870.77   | 11.10 | DOP | 13/02/2017 |
| 09/02/2017         | 17020913028         | CI290618     | Certificados Inversion Especial BC | BCRD   | 29/06/2011       | 29/06/2018   | 10,000,000.00   | 107.820000 | 15.50     | 10,977,342.47  | 9.27  | DOP | 13/02/2017 |
| 09/02/2017         | 17020913029         | CI290618     | Certificados Inversion Especial BC | BCRD   | 29/06/2011       | 29/06/2018   | 300,000,000.00  | 108.246798 | 15.50     | 330,600,667.97 | 8.95  | DOP | 13/02/2017 |
| 09/02/2017         | 17020913030         | NO050124     | Notas de Renta Fija BC             | BCRD   | 05/01/2017       | 05/01/2024   | 25,000,000.00   | 99.650000  | 11.00     | 25,208,770.72  | 11.07 | DOP | 13/02/2017 |
| 09/02/2017         | 17020913032         | NO050124     | Notas de Renta Fija BC             | BCRD   | 05/01/2017       | 05/01/2024   | 25,000,000.00   | 99.600000  | 11.00     | 25,196,270.72  | 11.08 | DOP | 13/02/2017 |
| 09/02/2017         | 17020913033         | NO050124     | Notas de Renta Fija BC             | BCRD   | 05/01/2017       | 05/01/2024   | 25,000,000.00   | 99.000000  | 11.00     | 25,046,270.72  | 11.21 | DOP | 13/02/2017 |
| 09/02/2017         | 17020913034         | NO050124     | Notas de Renta Fija BC             | BCRD   | 05/01/2017       | 05/01/2024   | 600,000,000.00  | 97.868564  | 11.00     | 594,321,881.24 | 11.45 | DOP | 13/02/2017 |
| 09/02/2017         | 17020913035         | NO050124     | Notas de Renta Fija BC             | BCRD   | 05/01/2017       | 05/01/2024   | 150,000,000.00  | 97.868564  | 11.00     | 148,580,470.31 | 11.45 | DOP | 13/02/2017 |
| 09/02/2017         | 17020913036         | NO050124     | Notas de Renta Fija BC             | BCRD   | 05/01/2017       | 05/01/2024   | 143,360,000.00  | 97.868564  | 11.00     | 142,003,308.16 | 11.45 | DOP | 13/02/2017 |
| 09/02/2017         | 17020913037         | NO050124     | Notas de Renta Fija BC             | BCRD   | 05/01/2017       | 05/01/2024   | 10,000,000.00   | 98.564269  | 11.00     | 9,974,935.19   | 11.30 | DOP | 13/02/2017 |
| 09/02/2017         | 17020913038         | NO050124     | Notas de Renta Fija BC             | BCRD   | 05/01/2017       | 05/01/2024   | 20,000,000.00   | 99.501994  | 11.00     | 20,137,415.37  | 11.10 | DOP | 13/02/2017 |
| 09/02/2017         | 17020913048         | NO050124     | Notas de Renta Fija BC             | BCRD   | 05/01/2017       | 05/01/2024   | 25,000,000.00   | 99.501994  | 11.00     | 25,171,769.22  | 11.10 | DOP | 13/02/2017 |

MONTO TOTAL NEGOCIADO EN RDS **2,799,360,000.00** **2,812,358,484.65**

MONTO TOTAL NEGOCIADO EN US\$ - -

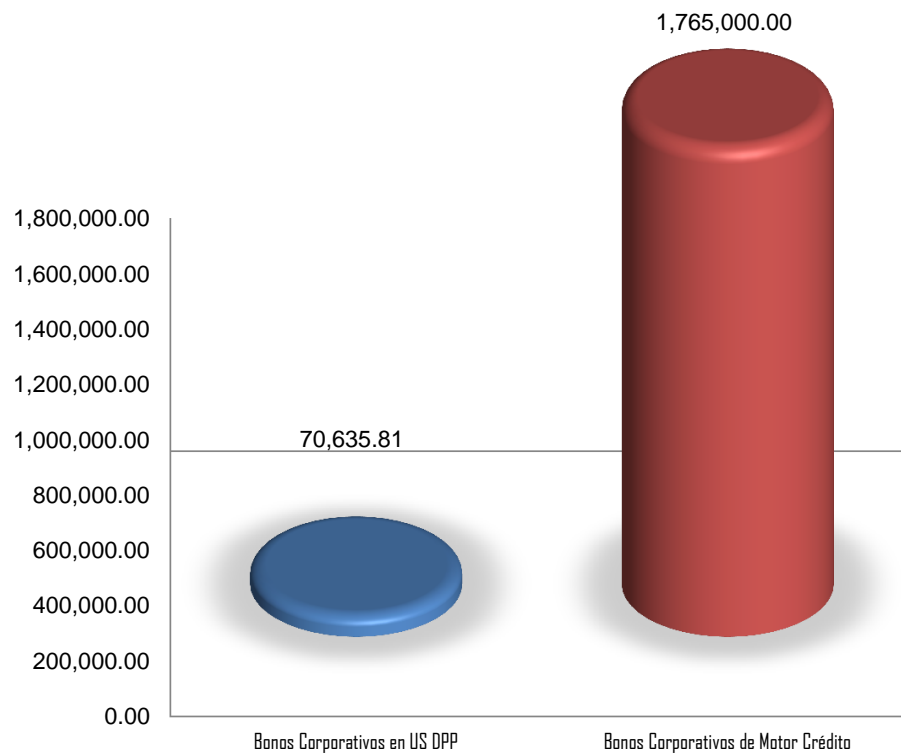
EQUIVALENTE EN RDS DE LO NEGOCIADO EN USDS - -

|         |    |                                   |                         |                         |
|---------|----|-----------------------------------|-------------------------|-------------------------|
| Cant Op | 17 | TOTAL NEGOCIADO MS EN PESOS (RDS) | <b>2,799,360,000.00</b> | <b>2,812,358,484.65</b> |
|---------|----|-----------------------------------|-------------------------|-------------------------|

**Operaciones de Renta Fija por Emisor/Instrumento**  
**Mercado Primario**  
**9 de febrero de 2017**



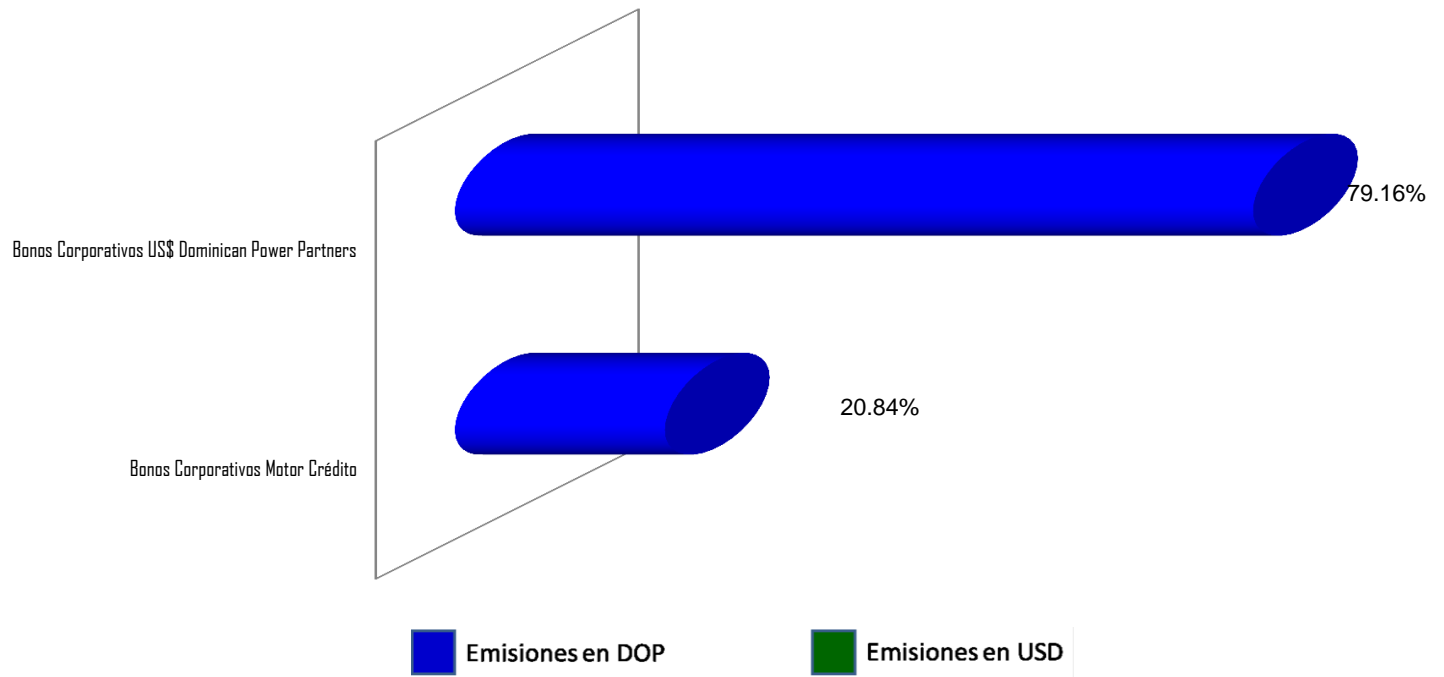
| INSTRUMENTO                                      | Montos Negociados Valor Nominal |        |                 |
|--|---------------------------------|--------|-----------------|
|  | EQUIVALENTE EN DOP              | %      | USD             |
| <b>Bonos Corporativos en US DPP</b>              | 70,635.81                       | 3.85%  | 1,500.00        |
| Bonos Corporativos de Motor Crédito              | 1,765,000.00                    | 96.15% |                 |
| <b>Total Negociado en el MP en este día RD\$</b> | <b>1,835,635.81</b>             | 100%   | <b>1,500.00</b> |





### Acumulado Colocaciones por Instrumento/Emisor Emisiones Vigentes en el Mercado Primario

| INSTRUMENTO                                      | Valor Nominal DOP           | % DOP          | Valor Nominal USD        |
|--|-----------------------------|----------------|--------------------------|
| Bonos Corporativos Motor Crédito                 | 448,271,671.00              | 20.84%         |                          |
| Bonos Corporativos US\$ Dominican Power Partners | 1,703,207,559.60            | 79.16%         | 36,238,500.00            |
| <b>Total Negociado ==&gt;</b>                    | <b>RD\$2,151,479,230.60</b> | <b>100.00%</b> | <b>US\$36,238,500.00</b> |

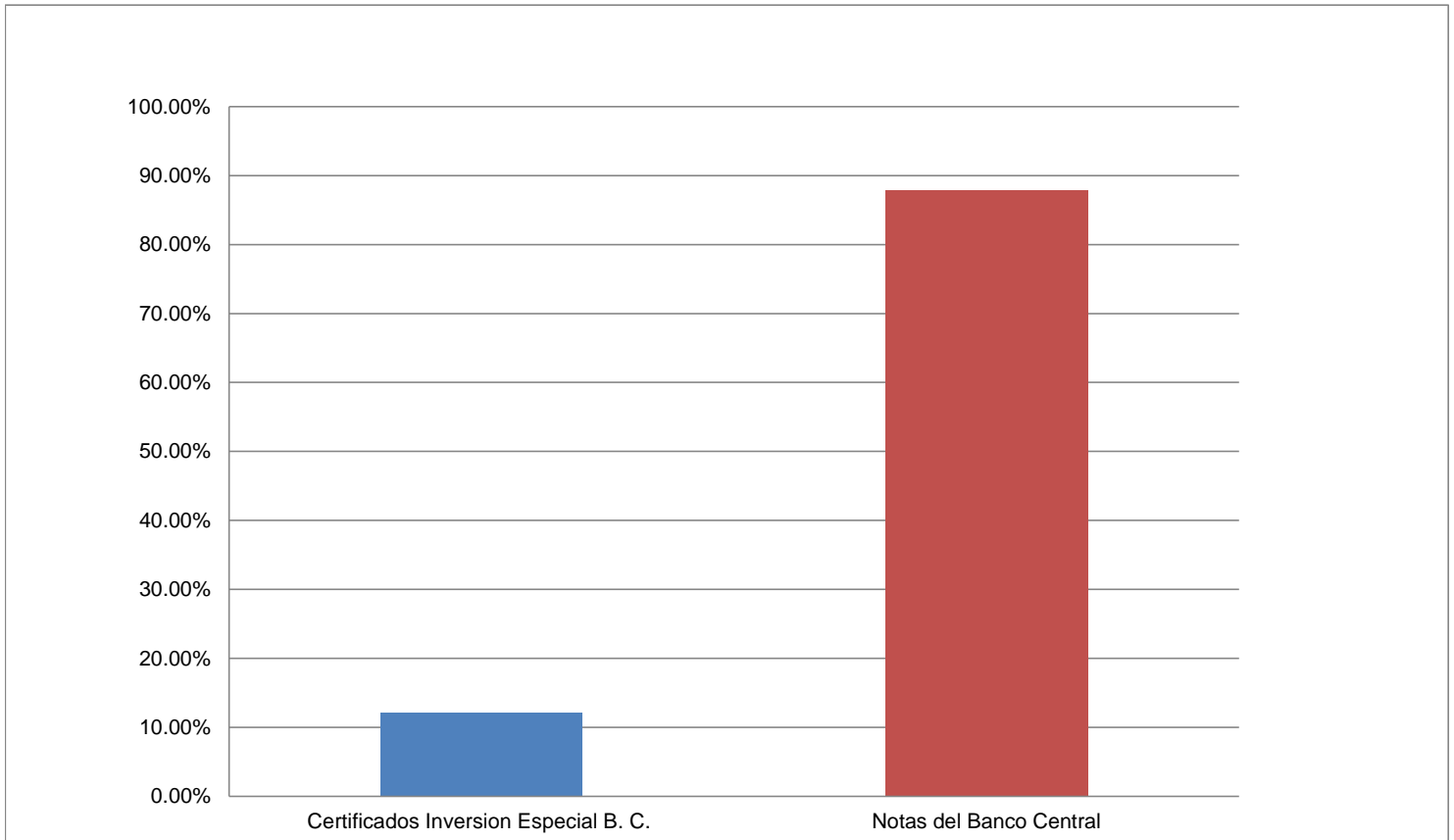


Nota: Esta pagina presenta cual ha sido la participacion porcentual de cada emision con relacion a la totalidad colocada en el Mercado Primario por moneda.



**Montos Operados en Renta Fija por Emisor/Instrumento**  
**Mercado Secundario**  
**9 de febrero de 2017**

| INSTRUMENTO                                      | Montos Transados        |                |          |
|--|-------------------------|----------------|----------|
|  | Total en DOP            | % DOP          | En USD   |
| Certificados Inversion Especial B. C.            | 341,578,010.44          | 12.15%         |          |
| Notas del Banco Central                          | 2,470,780,474.21        | 87.85%         |          |
| <b>Total Negociado en el MS en este día RD\$</b> | <b>2,812,358,484.65</b> | <b>100.00%</b> | <b>-</b> |



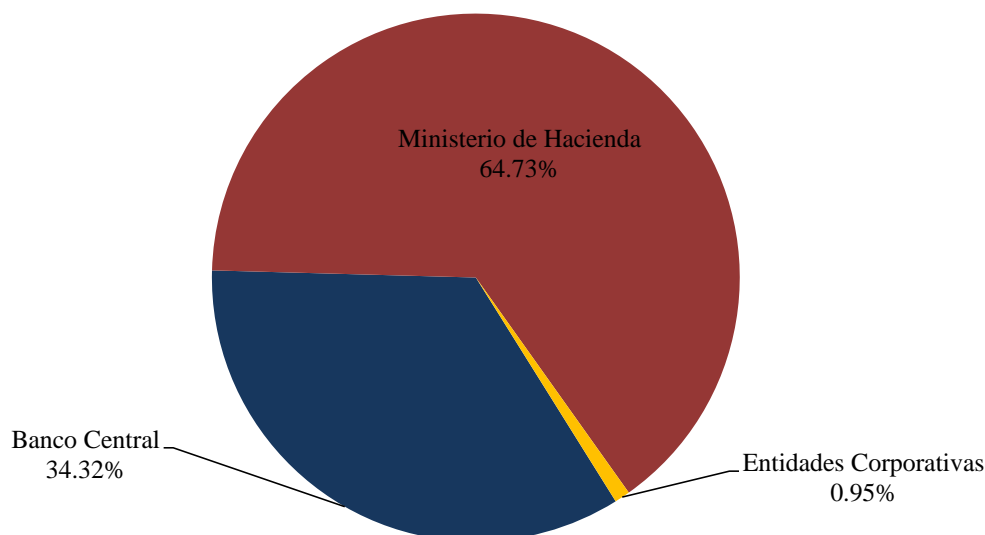


**Detalle Acumulado por Entidad/Instrumento  
Mercado Secundario**

| INSTRUMENTO   | Valor Transado RD\$ y Equiv | % DOP          | Valor Transado US\$   |
|---|-----------------------------|----------------|-----------------------|
| Bonos Corporativos CEPM                             | 5,215,114.10                | 0.103%         | 111,236.00            |
| Ministerio de Hacienda. Bonos Ley 175-12            | 3,991,521.20                | 0.079%         | 85,413.75             |
| Bonos Corporativos Consorcio Remix                  | 0.00                        | 0.000%         | 0.00                  |
| EGE Haina Bonos Corporativos USD                    | 9,408,750.89                | 0.187%         | 201,335.11            |
| Ministerio de Hacienda, Bonos Ley 331-15            | 0.00                        | 0.000%         | 0.00                  |
| Ministerio de Hacienda, Bonos Ley 5-06              | 0.00                        | 0.000%         | 0.00                  |
| Banco Central R. D. Certificados Inversión Especial | 1,729,441,072.16            | 34.319%        |                       |
| Ministerio de Hacienda, Bonos Ley 331-15            | 214,616,232.62              | 4.259%         |                       |
| Ministerio de Hacienda. Bonos Ley 152-14            | 0.00                        | 0.000%         |                       |
| Banco Central R. D. Notas de Renta Fija             | 2,975,248,573.05            | 59.040%        |                       |
| Ministerio de Hacienda, Bonos Ley 548-13            | 0.00                        | 0.000%         |                       |
| Ministerio de Hacienda. Bonos Ley 131-11            | 0.00                        | 0.000%         |                       |
| Ministerio de Hacienda, Bonos Ley 58-13             | 55,134,470.90               | 1.094%         |                       |
| EGE Haina Bonos Corporativos DOP                    | 13,088,586.09               | 0.260%         |                       |
| Ministerio de Hacienda. Bonos Ley 366-09            | 0.00                        | 0.000%         |                       |
| Alpha Sociedad de Valores, Bonos Corporativos       | 0.00                        | 0.000%         |                       |
| Parallax Valores, Bonos Corporativos                | 3,398,096.78                | 0.067%         |                       |
| Bonos Corporativos Consorcio Remix                  | 0.00                        | 0.000%         |                       |
| Bonos Corporativos Motor Credito                    | 782,680.85                  | 0.016%         |                       |
| Bonos Corporativos UNICA                            | 0.00                        | 0.000%         |                       |
| Bonos Corporativos Asociación La Vega Real de AyP   | 1,566,859.72                | 0.031%         |                       |
| Bonos Corporativos EGE Haina                        | 22,497,336.98               | 0.446%         |                       |
| ADEMI, Bonos Corporativos                           | 0.00                        | 0.000%         |                       |
| ALNAP, Bonos Corporativos                           | 0.00                        | 0.000%         |                       |
| Banco Central R. D. Letras                          | 4,980,101.70                | 0.099%         |                       |
| Banco Popular Dominicano. Bonos Deuda Sub.          | 0.00                        | 0.000%         |                       |
| <b>Total Transado ==&gt;</b>                        | <b>RD\$5,039,369,397.05</b> | <b>100.00%</b> | <b>US\$397,984.86</b> |

\* Valorizado según la tasa de cambio del día de realización de las operaciones.

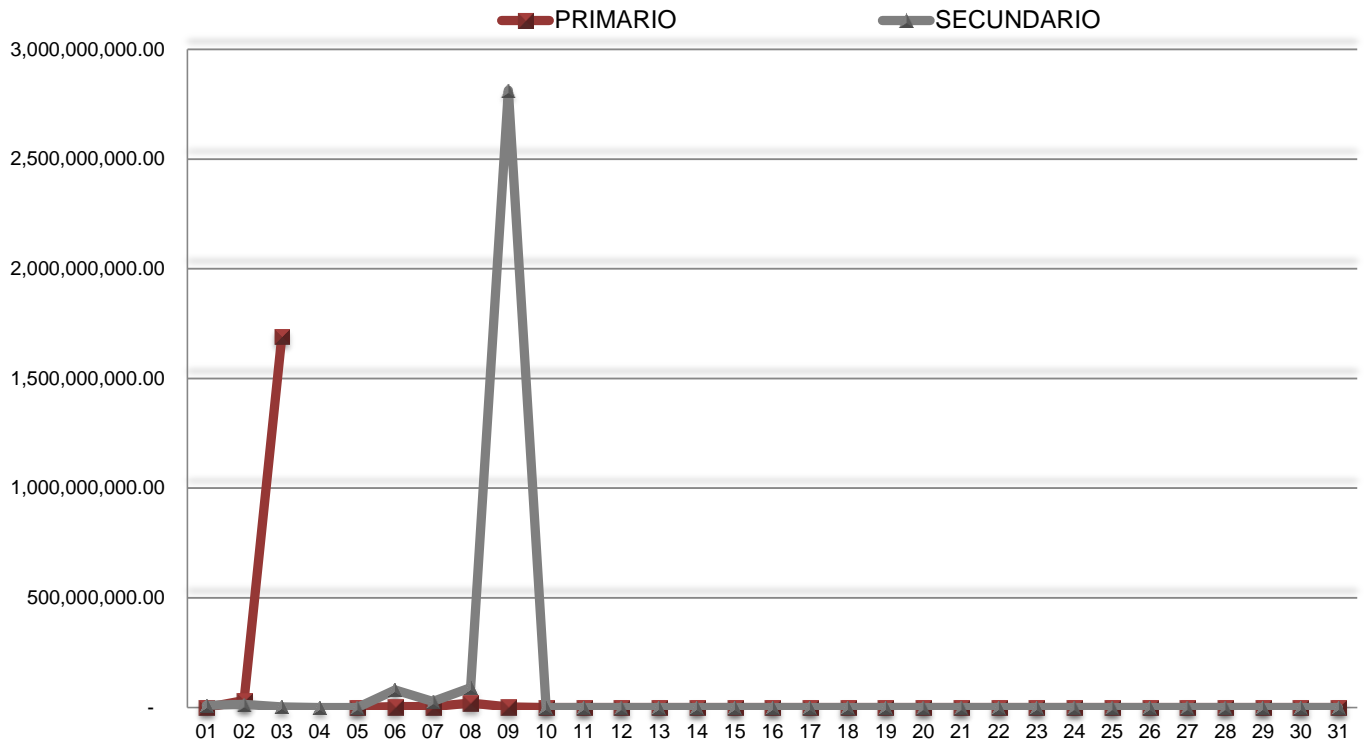
**Porcentaje Negociado Agrupado por  
Tipo de Entidad**



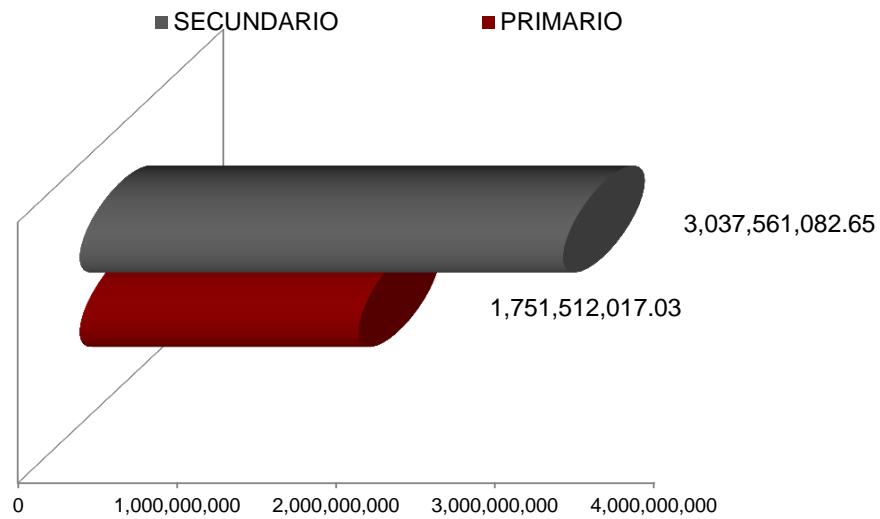




### Operaciones Transadas en el Mercado Bursátil Primario y Secundario febrero-2017



### Acumulado del Mes por Mercado



Emisiones Vigentes en el Mercado de Valores  
Valores de Renta Fija



| Puesto Estructurador            | Instrumento               | Empresas Emisoras                            | Monto del Programa de Emisión | Monto Ofertado al Público (AOP) | Monto Colocado del AOP  | Pendiente Colocación del AOP | Monto Dejado o Aún por Ofertar al Público | Mínimo de Inversión MP | Tasa Fija(F) o Variable(V)  | Fecha Emisión | Fecha Vencimiento  | Pagos  | Última Calificación |  |                     |
|---------------------------------|---------------------------|--|-------------------------------|---------------------------------|---|------------------------------|---|------------------------|---|---------------|--|--|---------------------|--|---------------------|
|                                 |                           |  |                               |                                 |   |                              |   |                        |   |               |  |  | Fitch / Feller      | AA+ (dom)<br>A(dom)  |                     |
| <b>BNVAL</b><br>809-565-6621    | Letras Hipotecarias       | Banco Nacional de las Exportaciones (BANDEX) | 1,000,000,000                 | 1,000,000,000                   | 322,500,000 <sup>2</sup><br>220,000,000 <sup>3</sup>  | 107,500,000                  | 0   | RDS\$100,000           | 8.71%<br>9.74%  | V<br>V        | 28/02/2007<br>31/07/2007   | 28/02/2017<br>31/07/2017   | Mensual             | Fitch / Feller<br>12/01/2017<br>27/01/2016                   | AA+ (dom)<br>A(dom) |
| <b>IPSA</b><br>809-544-5724     | Bonos Subordinados        | Banco Popular Dominicano                     | 4,100,000,000                 | 4,100,000,000                   | 4,079,000,000   | 21,000,000                   | 0   | RDS\$1,000,000         | 10.20%  | V             | 26/12/2007   | 26/12/2017   | Mensual             | Fitch / Feller<br>03/01/2017<br>22/04/2016                   | AA(dom)<br>AA+      |
| <b>BHDV</b><br>809-243-3600     | Bonos Corporativos en USD | Consorcio Energético Punta Cana Macao        | 50,000,000                    | 50,000,000                      | 5,000,000 <sup>2</sup><br>5,000,000 <sup>6</sup><br>5,000,000 <sup>7</sup><br>5,000,000 <sup>8</sup><br>5,000,000 <sup>9</sup><br>5,000,000 <sup>10</sup>   | 0                            | 0   | US\$1,000              | 7.00%<br>6.75%<br>6.75%<br>6.75%<br>6.75%<br>6.75%  | F<br>F        | 05/10/2010<br>03/11/2010<br>03/11/2010<br>03/11/2010<br>03/11/2010<br>03/11/2010   | 05/10/2017<br>03/11/2017<br>03/11/2017<br>03/11/2017<br>03/11/2017<br>03/11/2017   | Mensual             | Fitch<br>16/01/2017<br>Feller<br>14/01/2016                  | AAA(dom)<br>AA      |
| <b>BHDV</b><br>809-243-3600     | Bonos Corporativos en USD | Consorcio Energético Punta Cana Macao        | 50,000,000                    | 50,000,000                      | 5,000,000 <sup>1</sup><br>5,000,000 <sup>2</sup><br>5,000,000 <sup>3</sup><br>5,000,000 <sup>4</sup><br>5,000,000 <sup>5</sup><br>5,000,000 <sup>6</sup><br>5,000,000 <sup>7</sup><br>5,000,000 <sup>8</sup><br>5,000,000 <sup>9</sup><br>5,000,000 <sup>10</sup>         | 0                            | 0   | US\$100                | 6.50%<br>6.50%<br>6.50%<br>7.25%<br>7.25%<br>7.25%<br>7.25%<br>7.25%<br>7.25%<br>7.25%          | F<br>F        | 03/02/2012<br>03/02/2012<br>03/02/2012<br>12/03/2012<br>12/03/2012<br>12/03/2012<br>12/03/2012<br>12/03/2012<br>12/03/2012<br>12/03/2012 | 03/02/2018<br>03/02/2018<br>03/02/2018<br>12/03/2019<br>12/03/2019<br>12/03/2019<br>12/03/2019<br>12/03/2019<br>12/03/2019<br>12/03/2019 | Mensual             | Feller Rate Dom<br>07/06/2016<br>Fitch Ratings<br>16/01/2017 | AA<br>AAA(dom)      |
| <b>IPSA</b><br>809-544-5724     | Bonos Subordinados        | Banco Popular Dominicano                     | 5,000,000,000                 | 5,000,000,000                   | 5,000,000,000 <sup>1</sup>  | 0                            | 0   | RDS\$1,000,000         | 9.30%   | V             | 29/10/2012   | 29/10/2022   | Mensual             | Fitch, 03/01/2016<br>Feller, Junio 2013                      | AA(dom)<br>AA+      |
| <b>CITIV</b><br>809-473-2400    | Bonos                     | International Finance Corporation            | 390,000,000                   | 390,000,000                     | 390,000,000 <sup>1</sup>  | 0                            | 0   | RDS\$100,000           | 10.50%  | F             | 30/11/2012   | 30/11/2017   | Semestral           | Standard & Poors   | AAA                 |
| <b>CITIV</b><br>809-473-2400    | Bonos Ordinarios          | Asociación Popular de A&P                    | 3,000,000,000                 | 1,500,000,000                   | 1,000,000,000 <sup>1</sup><br>500,000,000 <sup>2</sup>  | 0                            | 1,500,000,000                             | RDS\$10,000            | 10.90%<br>10.90%  | F<br>F        | 07/03/2013   | 07/03/2018   | Semestral           | Fitch / Feller<br>12/01/2017<br>21/10/2015                   | AA-(dom)<br>A+      |
| <b>BHD LEON</b><br>809-243-3600 | Bonos Corporativos        | Banco Multiple Ademi                         | 1,000,000,000                 | 1,000,000,000                   | 100,000,000 <sup>6</sup><br>100,000,000 <sup>7</sup><br>100,000,000 <sup>8</sup><br>100,000,000 <sup>9</sup><br>100,000,000 <sup>10</sup>   | 0                            | 0   | DOP 1,000.00           | 10.75%<br>10.75%<br>10.75%<br>10.75%<br>10.75%  | F<br>F        | 24/02/2014<br>24/02/2014<br>24/02/2014<br>24/02/2014<br>24/02/2014   | 24/02/2017<br>24/02/2017<br>24/02/2017<br>24/02/2017<br>24/02/2017   | Mensual             | Fitch Ratings<br>30/12/2016                                  | A(dom)              |
| <b>CITIV</b><br>809-473-2400    | Bonos Corporativos en USD | EGE HAINA                                    | 100,000,000                   | 100,000,000                     | 10,000,000 <sup>1</sup><br>10,000,000 <sup>2</sup><br>9,999,992 <sup>3</sup><br>10,000,000 <sup>4</sup><br>10,000,000 <sup>5</sup><br>9,999,988 <sup>6</sup><br>10,000,000 <sup>7</sup><br>10,000,000 <sup>8</sup><br>10,000,000 <sup>9</sup><br>10,000,000 <sup>10</sup> | 0.00                         | 20  | USD \$30.00            | 6.25%<br>6.00%<br>6.00%<br>6.00%<br>6.00%<br>6.00%<br>6.00%<br>6.00%<br>6.00%<br>5.75%<br>5.75% | F<br>F        | 23/01/2014<br>13/02/2014<br>13/02/2014<br>04/03/2014<br>04/03/2014<br>17/03/2014<br>17/03/2014<br>21/04/2014<br>27/05/2014<br>27/05/2014 | 23/01/2020<br>13/02/2020<br>13/02/2020<br>04/03/2020<br>04/03/2020<br>17/03/2020<br>17/03/2020<br>21/04/2020<br>27/05/2020<br>27/05/2020 | Mensual             | Fitch Ratings<br>17/01/2017<br>Feller-Rate<br>23/03/2016     | AA-(dom)<br>A       |
| <b>BHD LEON</b><br>809-243-3600 | Bonos Corporativos en USD | Compañía de Electricidad de Puerto Plata     | 25,000,000                    | 25,000,000                      | 5,000,000 <sup>4</sup><br>5,000,000 <sup>5</sup>  | 10,000,000                   | 0   | USD \$30.00            | 6.00%<br>6.00%  | F<br>F        | 12/03/2014<br>12/03/2014   | 12/03/2019<br>12/03/2019   | Mensual             | Fitch Ratings:<br>16/01/2017                                 | BBB(dom)            |

Emisiones Vigentes en el Mercado de Valores  
Valores de Renta Fija



| Puesto Estructurador     | Instrumento               | Empresas Emisoras                              | Monto del Programa de Emisión | Monto Ofertado al Público (AOP) | Monto Colocado del AOP | Pendiente Colocación del AOP | Monto Dejado o Aún por Ofertar al Público | Mínimo de Inversión MP | Tasa Fija(F) o Variable(V) | Fecha Emisión | Fecha Vencimiento | Pagos       | Última Calificación |  |                  |
|--------------------------|---------------------------|--|-------------------------------|---------------------------------|------------------------|------------------------------|---|------------------------|----------------------------|---------------|-------------------|-------------|---------------------|--|------------------|
| PARVA<br>809-560-0909    | Bonos Subordinados        | Banco Caribe                                   | 150,000,000                   | 150,000,000                     | 10,000,000             | 0                            | 0   | RDS\$1,000             | 10.24%                     | V             | 29/04/2015        | 29/04/2021  | Trimestral          | Feller Rate<br>08/04/2016                                | BBB+(dom)        |
|                          |                           |  |                               |                                 | 10,000,000             |                              |   |                        |                            |               |                   |             |                     |  |                  |
|                          |                           |  |                               |                                 | 10,000,000             |                              |   |                        |                            |               |                   |             |                     |  |                  |
|                          |                           |  |                               |                                 | 10,000,000             |                              |   |                        |                            |               |                   |             |                     |  |                  |
|                          |                           |  |                               |                                 | 10,000,000             |                              |   |                        |                            |               |                   |             |                     |  |                  |
|                          |                           |  |                               |                                 | 10,000,000             |                              |   |                        |                            |               |                   |             |                     |  |                  |
|                          |                           |  |                               |                                 | 10,000,000             |                              |   |                        |                            |               |                   |             |                     |  |                  |
|                          |                           |  |                               |                                 | 10,000,000             |                              |   |                        |                            |               |                   |             |                     |  |                  |
|                          |                           |  |                               |                                 | 10,000,000             |                              |   |                        |                            |               |                   |             |                     |  |                  |
|                          |                           |  |                               |                                 | 10,000,000             |                              |   |                        |                            |               |                   |             |                     |  |                  |
|                          |                           |  |                               |                                 | 10,000,000             |                              |   |                        |                            |               |                   |             |                     |  |                  |
|                          |                           |  |                               |                                 | 10,000,000             |                              |   |                        |                            |               |                   |             |                     |  |                  |
|                          |                           |  |                               |                                 | 10,000,000             |                              |   |                        |                            |               |                   |             |                     |  |                  |
|                          |                           |  |                               |                                 | 10,000,000             |                              |   |                        |                            |               |                   |             |                     |  |                  |
|                          |                           |  |                               |                                 | 10,000,000             |                              |   |                        |                            |               |                   |             |                     |  |                  |
| PARVA<br>809-960-4551    | Bonos Corporativos        | Parallax Valores                               | 500,000,000                   | 500,000,000                     | 100,000,000            | 0                            | 0   | RDS\$1,000             | 10.25%                     | F             | 20/08/2014        | 20/08/2017  | Mensual             | Fitch Rating<br>29/12/2016<br>Feller Rates<br>27/01/2016 | BBB(dom)<br>BBB+ |
|                          |                           |  |                               |                                 | 100,000,000            |                              |   |                        | 9.75%                      |               | 18/02/2015        | 18/02/2017  |                     |  |                  |
| INRES<br>809-960-4551    | Bonos Subordinados        | Banco de Reservas                              | 10,000,000,000                | 10,000,000,000                  | 5,000,000,000          | 0                            | 0   | RDS\$1,000             | 10.20%                     | V             | 29/12/2014        | 29/12/2024  | Semestral           | Fitch/ Feller<br>12/01/2016<br>31/01/2017                | AA+(dom)<br>AA   |
|                          |                           |  |                               |                                 | 5,000,000,000          |                              |   |                        | 10.20%                     |               | 29/12/2014        | 29/12/2024  |                     |  |                  |
| CITIV<br>809-473-2400    | Bonos Corporativos en USD | EGE HAINA                                      | 100,000,000                   | 100,000,000                     | 10,000,000             | 0                            | 0   | USD \$30.00            | 7.00%                      | F             | 23/01/2015        | 23/01/2025  | Trimestral          | Fitch Rating<br>17/01/2017<br>Feller Rate<br>23/03/2016  | AA-(dom)<br>A    |
|                          |                           |  |                               |                                 | 10,000,000             |                              |   |                        |                            |               |                   |             |                     |  |                  |
|                          |                           |  |                               |                                 | 10,000,000             |                              |   |                        |                            |               |                   |             |                     |  |                  |
|                          |                           |  |                               |                                 | 10,000,000             |                              |   |                        |                            |               |                   |             |                     |  |                  |
|                          |                           |  |                               |                                 | 10,000,000             |                              |   |                        |                            |               |                   |             |                     |  |                  |
|                          |                           |  |                               |                                 | 10,000,000             |                              |   |                        |                            |               |                   |             |                     |  |                  |
|                          |                           |  |                               |                                 | 10,000,000             |                              |   |                        |                            |               |                   |             |                     |  |                  |
|                          |                           |  |                               |                                 | 10,000,000             |                              |   |                        |                            |               |                   |             |                     |  |                  |
|                          |                           |  |                               |                                 | 10,000,000             |                              |   |                        |                            |               |                   |             |                     |  |                  |
|                          |                           |  |                               |                                 | 10,000,000             |                              |   |                        |                            |               |                   |             |                     |  |                  |
| PARVA<br>809-560-0909    | Bonos Corporativos        | Parallax Valores                               | 900,000,000                   | 900,000,000                     | 100,000,000            | 0                            | -   | RDS\$1,000.00          | 9.50%                      | F             | 22/09/2015        | 22/09/2017  | Mensual             | Fitch Rating<br>29/12/2016<br>Feller Rates<br>27/01/2016 | BBB(dom)<br>BBB+ |
|                          |                           |  |                               |                                 | 100,000,000            |                              |   |                        |                            |               |                   |             |                     |  |                  |
|                          |                           |  |                               |                                 | 100,000,000            |                              |   |                        |                            |               |                   |             |                     |  |                  |
|                          |                           |  |                               |                                 | 100,000,000            |                              |   |                        |                            |               |                   |             |                     |  |                  |
|                          |                           |  |                               |                                 | 100,000,000            |                              |   |                        |                            |               |                   |             |                     |  |                  |
|                          |                           |  |                               |                                 | 100,000,000            |                              |   |                        |                            |               |                   |             |                     |  |                  |
|                          |                           |  |                               |                                 | 100,000,000            |                              |   |                        |                            |               |                   |             |                     |  |                  |
|                          |                           |  |                               |                                 | 100,000,000            |                              |   |                        |                            |               |                   |             |                     |  |                  |
|                          |                           |  |                               |                                 | 100,000,000            |                              |   |                        |                            |               |                   |             |                     |  |                  |
| IPSA<br>809-544-5724     | Bonos Corporativos        | Asociación La Vega Real de Ahorros y Préstamos | 800,000,000                   | 800,000,000                     | 100,000,000            | 0                            | -   | RDS\$1,000.00          | 10.21%                     | V             | 22/10/2015        | 22/10/2025  | Mensual             | Fitch Rating<br>11/10/2016                               | A-(dom)          |
|                          |                           |  |                               |                                 | 100,000,000            |                              |   |                        |                            |               |                   |             |                     |  |                  |
|                          |                           |  |                               |                                 | 100,000,000            |                              |   |                        |                            |               |                   |             |                     |  |                  |
|                          |                           |  |                               |                                 | 100,000,000            |                              |   |                        |                            |               |                   |             |                     |  |                  |
|                          |                           |  |                               |                                 | 100,000,000            |                              |   |                        |                            |               |                   |             |                     |  |                  |
|                          |                           |  |                               |                                 | 100,000,000            |                              |   |                        |                            |               |                   |             |                     |  |                  |
|                          |                           |  |                               |                                 | 100,000,000            |                              |   |                        |                            |               |                   |             |                     |  |                  |
|                          |                           |  |                               |                                 | 100,000,000            |                              |   |                        |                            |               |                   |             |                     |  |                  |
| BHD LEON<br>809-243-3600 | Bonos Corporativos en USD | Consorcio Energético Punta Cana Macao          | 100,000,000                   | 100,000,000                     | 25,000,000             | 23,146,200                   | -   | USD \$30.00            | 5.15%                      | F             | 12/11/2015        | 12/11/2025  | Trimestral          | Fitch Rating<br>16/01/2017<br>Feller Rate<br>15/01/2016  | AAA(dom)<br>AA   |
|                          |                           |  |                               |                                 | 10,324,000             |                              |   |                        |                            |               |                   |             |                     |  |                  |
|                          |                           |  |                               |                                 | 20,605,000             |                              |   |                        |                            |               |                   |             |                     |  |                  |
|                          |                           |  |                               |                                 | 20,924,800             |                              |   |                        |                            |               |                   |             |                     |  |                  |
| UNICA<br>809-807-2002    | Bonos Corporativos        | United Capital Puesto de Bolsa                 | 1,000,000,000                 | 1,000,000,000                   | 50,000,000             | 0                            | 0   | RDS\$1,000.00          | 9.50%                      | F             | 03/12/2015        | 03/12/2017  | Mensual             | Feller Rate<br>24/01/2017                                | BBB+             |
|                          |                           |  |                               |                                 | 50,000,000             |                              |   |                        |                            |               |                   |             |                     |  |                  |
|                          |                           |  |                               |                                 | 50,000,000             |                              |   |                        |                            |               |                   |             |                     |  |                  |
|                          |                           |  |                               |                                 | 50,000,000             |                              |   |                        |                            |               |                   |             |                     |  |                  |
|                          |                           |  |                               |                                 | 50,000,000             |                              |   |                        |                            |               |                   |             |                     |  |                  |
|                          |                           |  |                               |                                 | 50,000,000             |                              |   |                        |                            |               |                   |             |                     |  |                  |
|                          |                           |  |                               |                                 | 50,000,000             |                              |   |                        |                            |               |                   |             |                     |  |                  |
|                          |                           |  |                               |                                 | 50,000,000             |                              |   |                        |                            |               |                   |             |                     |  |                  |
|                          |                           |  |                               |                                 | 50,000,000             |                              |   |                        |                            |               |                   |             |                     |  |                  |
|                          |                           |  |                               |                                 | 50,000,000             |                              |   |                        |                            |               |                   |             |                     |  |                  |
|                          |                           |  |                               |                                 | 50,000,000             |                              |   |                        |                            |               |                   |             |                     |  |                  |
|                          |                           |  |                               |                                 | 50,000,000             |                              |   |                        |                            |               |                   |             |                     |  |                  |
|                          |                           |  |                               |                                 | 50,000,000             |                              |   |                        |                            |               |                   |             |                     |  |                  |
|                          |                           |  |                               |                                 | 50,000,000             |                              |   |                        |                            |               |                   |             |                     |  |                  |
|                          |                           |  |                               |                                 | 50,000,000             |                              |   |                        |                            |               |                   |             |                     |  |                  |
|                          |                           |  |                               |                                 | 50,000,000             |                              |   |                        |                            |               |                   |             |                     |  |                  |
|                          |                           |  |                               |                                 | 50,000,000             |                              |   |                        |                            |               |                   |             |                     |  |                  |
|                          |                           |  |                               |                                 | 50,000,000             |                              |   |                        |                            |               |                   |             |                     |  |                  |
|                          |                           |  |                               |                                 | 50,000,000             |                              |   |                        |                            |               |                   |             |                     |  |                  |
|                          |                           |  |                               |                                 | CCI<br>809-566-6084    |                              |   |                        | Bonos Corporativos         |               | Consorcio Remix   | 300,000,000 |                     |  |                  |
| 50,000,000               |                           |  |                               |                                 |                        |                              |   |                        |                            |               |                   |             |                     |  |                  |
| 50,000,000               |                           |  |                               |                                 |                        |                              |   |                        |                            |               |                   |             |                     |  |                  |
| 50,000,000               |                           |  |                               |                                 |                        |                              |   |                        |                            |               |                   |             |                     |  |                  |
| 34,097,728               |                           |  |                               |                                 |                        |                              |   |                        |                            |               |                   |             |                     |  |                  |
| BHD LEON<br>809-243-3600 | Bonos Corporativos        | Motor Credito                                  | 500,000,000                   | 500,000,000                     | 50,000,000             | 67,997,582.00                | -   | RDS\$1,000.00          | 9.65%                      | F             | 03/05/2016        | 03/05/2019  | Mensual             | Fitch Rating<br>12/01/2017                               | A-(dom)          |
|                          |                           |  |                               |                                 | 50,000,000             |                              |   |                        |                            |               |                   |             |                     |  |                  |
|                          |                           |  |                               |                                 | 50,000,000             |                              |   |                        |                            |               |                   |             |                     |  |                  |
|                          |                           |  |                               |                                 | 50,000,000             |                              |   |                        |                            |               |                   |             |                     |  |                  |
|                          |                           |  |                               |                                 | 50,000,000             |                              |   |                        |                            |               |                   |             |                     |  |                  |
|                          |                           |  |                               |                                 | 50,000,000             |                              |   |                        |                            |               |                   |             |                     |  |                  |
|                          |                           |  |                               |                                 | 50,000,000             |                              |   |                        |                            |               |                   |             |                     |  |                  |
|                          |                           |  |                               |                                 | 50,000,000             |                              |   |                        |                            |               |                   |             |                     |  |                  |
|                          |                           |  |                               |                                 | 50,000,000             |                              |   |                        |                            |               |                   |             |                     |  |                  |
|                          |                           |  |                               |                                 | 14,759,859             |                              |   |                        |                            |               |                   |             |                     |  |                  |
| 17,242,559               |                           |  |                               |                                 |                        |                              |   |                        |                            |               |                   |             |                     |  |                  |

Emisiones Vigentes en el Mercado de Valores  
Valores de Renta Fija



| Puesto Estructurador      | Instrumento                                  | Empresas Emisoras  | Monto del Programa de Emisión | Monto Ofertado al Público (AOP) | Monto Colocado del AOP     | Pendiente Colocación del AOP | Monto Dejado o Aún por Ofertar al Público | Mínimo de Inversión MP | Tasa Fija(F) o Variable(V) |   | Fecha Emisión | Fecha Vencimiento | Pagos      | Última Calificación                                      |                   |
|---------------------------|--|--|-------------------------------|---------------------------------|----------------------------|------------------------------|---|------------------------|----------------------------|---|---------------|-------------------|------------|--|-------------------|
|                           |  |  |                               |                                 |                            |                              |   |                        |                            |   |               |                   |            |  |                   |
| ALPHA<br>809-732-1080     | Bonos Corporativos                           | ALPHA Puesto de Bolsa  | 1,000,000,000                 | 800,000,000                     | 75,000,000 <sup>1</sup>    | 125,000,000.00               | 200,000,000                               | RDS\$1,000.00          | 9.50%                      | F | 09/05/2016    | 09/05/2019        | Trimestral | Feller Rates<br>27/01/2016                               | BBB(dom)          |
|                           |  |  |                               |                                 | 200,000,000 <sup>2</sup>   |                              |   |                        |                            |   | 09/05/2016    | 09/05/2019        |            |  |                   |
|                           |  |  |                               |                                 | 200,000,000 <sup>3</sup>   |                              |   |                        |                            |   | 09/05/2016    | 09/05/2019        |            |  |                   |
|                           |  |  |                               |                                 | 200,000,000 <sup>4</sup>   |                              |   |                        |                            |   | 09/05/2016    | 09/05/2019        |            |  |                   |
| CITIV<br>809-473-2400     | Bonos Corporativos                           | EGE HAINA  | 4,550,950,000                 | 4,550,950,000                   | 227,547,500 <sup>1</sup>   | -                            | -   | RDS\$1.00              | 12.00%                     | F | 27/06/2016    | 27/06/2026        | Mensual    | Fitch Dom<br>17/01/2017<br>Feller Rate<br>23/03/16       | AA-(dom)<br><br>A |
|                           |  |  |                               |                                 | 227,547,500 <sup>2</sup>   |                              |   |                        | 12.00%                     |   | 27/06/2016    | 27/06/2026        |            |  |                   |
|                           |  |  |                               |                                 | 227,547,500 <sup>3</sup>   |                              |   |                        | 12.00%                     |   | 27/06/2016    | 27/06/2026        |            |  |                   |
|                           |  |  |                               |                                 | 227,547,500 <sup>4</sup>   |                              |   |                        | 11.50%                     |   | 21/07/2016    | 21/07/2026        |            |  |                   |
|                           |  |  |                               |                                 | 227,547,500 <sup>5</sup>   |                              |   |                        | 11.50%                     |   | 21/07/2016    | 21/07/2026        |            |  |                   |
|                           |  |  |                               |                                 | 227,547,500 <sup>6</sup>   |                              |   |                        | 11.50%                     |   | 21/07/2016    | 21/07/2026        |            |  |                   |
|                           |  |  |                               |                                 | 227,547,500 <sup>7</sup>   |                              |   |                        | 11.50%                     |   | 21/07/2016    | 21/07/2026        |            |  |                   |
|                           |  |  |                               |                                 | 227,547,500 <sup>8</sup>   |                              |   |                        | 11.50%                     |   | 21/07/2016    | 21/07/2026        |            |  |                   |
|                           |  |  |                               |                                 | 227,547,500 <sup>9</sup>   |                              |   |                        | 11.50%                     |   | 21/07/2016    | 21/07/2026        |            |  |                   |
|                           |  |  |                               |                                 | 227,547,500 <sup>10</sup>  |                              |   |                        | 11.50%                     |   | 21/07/2016    | 21/07/2026        |            |  |                   |
|                           |  |  |                               |                                 | 227,547,500 <sup>11</sup>  |                              |   |                        | 11.25%                     |   | 10/08/2016    | 10/08/2026        |            |  |                   |
|                           |  |  |                               |                                 | 227,547,500 <sup>12</sup>  |                              |   |                        | 11.25%                     |   | 10/08/2016    | 10/08/2026        |            |  |                   |
|                           |  |  |                               |                                 | 227,547,500 <sup>13</sup>  |                              |   |                        | 11.25%                     |   | 10/08/2016    | 10/08/2026        |            |  |                   |
|                           |  |  |                               |                                 | 227,547,500 <sup>14</sup>  |                              |   |                        | 11.25%                     |   | 10/08/2016    | 10/08/2026        |            |  |                   |
|                           |  |  |                               |                                 | 227,547,500 <sup>15</sup>  |                              |   |                        | 11.25%                     |   | 10/08/2016    | 10/08/2026        |            |  |                   |
|                           |  |  |                               |                                 | 227,547,500 <sup>16</sup>  |                              |   |                        | 11.25%                     |   | 10/08/2016    | 10/08/2026        |            |  |                   |
|                           |  |  |                               |                                 | 227,547,500 <sup>17</sup>  |                              |   |                        | 11.25%                     |   | 10/08/2016    | 10/08/2026        |            |  |                   |
|                           |  |  |                               |                                 | 227,547,500 <sup>18</sup>  |                              |   |                        | 11.25%                     |   | 10/08/2016    | 10/08/2026        |            |  |                   |
|                           |  |  |                               |                                 | 227,547,500 <sup>19</sup>  |                              |   |                        | 11.25%                     |   | 10/08/2016    | 10/08/2026        |            |  |                   |
| 227,547,500 <sup>20</sup> | 11.25%                                       | 10/08/2016   | 10/08/2026                    |                                 |                            |                              |   |                        |                            |   |               |                   |            |  |                   |
| CITIV<br>809-473-2400     | Bonos  | IFC  | 4,000,000,000                 | 450,000,000                     | 180,349,900 <sup>1</sup>   | 269,650,100                  | 3,550,000,000                             | RDS\$1.00              | 8.75%                      | F | 21/07/2016    | 21/01/2023        | Semestral  | Standard & Pooors<br>23/12/2015                          | AAA               |
| PARVA<br>809-560-0909     | Bonos Subordinados                           | Banco Múltiple Santa Cruz, S. A.   | 500,000,000                   | 500,000,000                     | 100,000,000 <sup>1</sup>   | 0                            | 0   | RDS\$1,000.00          | 9.63%                      | V | 25/02/2016    | 25/02/2023        | Semestral  | Fitch Rating<br>28/12/2016                               | A-(dom)           |
|                           |  |  |                               |                                 | 100,000,000 <sup>2</sup>   |                              |   |                        | 9.63%                      |   | 25/02/2016    | 25/02/2023        |            |  |                   |
|                           |  |  |                               |                                 | 100,000,000 <sup>3</sup>   |                              |   |                        | 9.63%                      |   | 25/02/2016    | 25/02/2023        |            |  |                   |
|                           |  |  |                               |                                 | 100,000,000 <sup>4</sup>   |                              |   |                        | 9.63%                      |   | 25/02/2016    | 25/02/2023        |            |  |                   |
|                           |  |  |                               |                                 | 100,000,000 <sup>5</sup>   |                              |   |                        | 9.63%                      |   | 25/02/2016    | 25/02/2023        |            |  |                   |
| PARVA<br>809-560-0909     | Bonos Corporativos                           | Parallax Valores   | 900,000,000                   | 400,000,000                     | 100,000,000 <sup>1</sup>   | 0                            | 500,000,000                               | RDS\$1,000.00          | 9.45%                      | F | 22/09/2016    | 22/09/2018        | Mensual    | Fitch Rating<br>29/12/2016<br>Feller Rates<br>27/01/2016 | BBB(dom)<br>BBB+  |
|                           |  |  |                               |                                 | 100,000,000 <sup>2</sup>   |                              |   | 9.45%                  | 22/09/2016                 |   | 22/09/2018    |                   |            |  |                   |
|                           |  |  |                               |                                 | 100,000,000 <sup>3</sup>   |                              |   | 9.70%                  | 22/09/2016                 |   | 22/09/2019    |                   |            |  |                   |
|                           |  |  |                               |                                 | 100,000,000 <sup>4</sup>   |                              |   | 9.70%                  | 22/09/2016                 |   | 22/09/2019    |                   |            |  |                   |
| CITIV<br>809-473-2400     | Bonos Ordinarios                             | Asociación Popular de A&P  | 3,000,000,000                 | 3,000,000,000                   | 500,000,000 <sup>1</sup>   | 0                            | 300,000,000                               | RDS\$1,000             | 10.00%                     | F | 19/09/2016    | 19/09/2026        | Semestral  | Fitch / Feller<br>12/01/2017<br>21/10/2015               | AA-(dom)<br>A+    |
|                           |  |  |                               |                                 | 500,000,000 <sup>2</sup>   |                              |   | 10.00%                 |                            |   |               |                   |            |  |                   |
|                           |  |  |                               |                                 | 500,000,000 <sup>3</sup>   |                              |   | 10.00%                 |                            |   |               |                   |            |  |                   |
|                           |  |  |                               |                                 | 400,000,000 <sup>4</sup>   |                              |   | 9.69%                  |                            |   |               |                   |            |  |                   |
|                           |  |  |                               |                                 | 400,000,000 <sup>5</sup>   |                              |   | 9.69%                  |                            |   |               |                   |            |  |                   |
|                           |  |  |                               |                                 | 400,000,000 <sup>6</sup>   |                              |   | 9.69%                  |                            |   |               |                   |            |  |                   |
| IPSA<br>809-544-5724      | Bonos Subordinados                           | Banco Popular Dominicano   | 10,000,000,000                | 8,000,000,000                   | 1,000,000,000 <sup>1</sup> | 0                            | 2,000,000,000                             | RDS\$1,000.00          | 10.50%                     | F | 28/11/2016    | 28/11/2026        | Mensual    | Fitch Rating<br>03/01/2016<br>Feller Rates<br>28/11/2016 | AA+(dom)<br>AA+   |
|                           |  |  |                               |                                 | 1,000,000,000 <sup>2</sup> |                              |   | 10.50%                 | 28/11/2016                 |   | 28/11/2026    |                   |            |  |                   |
|                           |  |  |                               |                                 | 1,000,000,000 <sup>3</sup> |                              |   | 10.50%                 | 28/11/2016                 |   | 28/11/2026    |                   |            |  |                   |
|                           |  |  |                               |                                 | 1,000,000,000 <sup>4</sup> |                              |   | 10.50%                 | 28/11/2016                 |   | 28/11/2026    |                   |            |  |                   |
|                           |  |  |                               |                                 | 1,000,000,000 <sup>5</sup> |                              |   | 10.50%                 | 19/12/2016                 |   | 19/12/2026    |                   |            |  |                   |
|                           |  |  |                               |                                 | 1,000,000,000 <sup>6</sup> |                              |   | 10.50%                 | 19/12/2016                 |   | 19/12/2026    |                   |            |  |                   |
|                           |  |  |                               |                                 | 1,000,000,000 <sup>7</sup> |                              |   | 10.50%                 | 19/12/2016                 |   | 19/12/2026    |                   |            |  |                   |
|                           |  |  |                               |                                 | 1,000,000,000 <sup>8</sup> |                              |   | 10.50%                 | 19/12/2016                 |   | 19/12/2026    |                   |            |  |                   |
| INRES<br>809-960-4551     | Valor de Fideicomiso Representativo de Deuda | Fideicomiso para la Operación Mant. Y Expansión Red Vial Principal Rep. Dom. | 25,000,000,000                | 2,500,000,000                   | 2,500,000,000 <sup>1</sup> | 0                            | 22,500,000,000                            | RDS\$1.00              | 10.50%                     | F | 28/12/2016    | 28/12/2026        | Semestral  | Feller Rate<br>28/12/2016                                | AA-               |
| BHD LEON<br>809-243-3600  | Bonos Corporativos                           | Motor Credito  | 400,000,000                   | 400,000,000                     | 50,000,000 <sup>4</sup>    | -                            | -   | RDS\$1,000.00          | 10.25%                     | F | 25/06/2014    | 25/06/2017        | Mensual    | Fitch Rating<br>12/01/2017                               | A-(dom)           |
|                           |  |  |                               |                                 | 50,000,000 <sup>5</sup>    |                              |   | 10.25%                 | 25/06/2014                 |   | 25/06/2017    |                   |            |  |                   |
|                           |  |  |                               |                                 | 50,000,000 <sup>6</sup>    |                              |   | 10.75%                 | 25/06/2014                 |   | 25/06/2017    |                   |            |  |                   |
|                           |  |  |                               |                                 | 50,000,000 <sup>7</sup>    |                              |   | 10.75%                 | 25/06/2014                 |   | 25/06/2018    |                   |            |  |                   |
|                           |  |  |                               |                                 | 50,000,000 <sup>8</sup>    |                              |   | 10.75%                 | 25/06/2014                 |   | 25/06/2018    |                   |            |  |                   |
| IPSA<br>809-544-5724      | Bonos Corporativos USD                       | Dominican Power Partners   | 300,000,000                   | 50,000,000                      | 4,020,000 <sup>1</sup>     | 14,030,000                   | 264,030,000                               | RDS\$1,000.00          | 6.25%                      | F | 03/02/2017    | 03/02/2027        | Trimestral | Feller Rates<br>03/02/2017                               | AA-               |
|                           |  |  |                               |                                 | 3,350,000 <sup>2</sup>     |                              |   | 6.25%                  | 03/02/2017                 |   | 03/02/2027    |                   |            |  |                   |
|                           |  |  |                               |                                 | 2,500,000 <sup>3</sup>     |                              |   | 6.25%                  | 03/02/2017                 |   | 03/02/2027    |                   |            |  |                   |
|                           |  |  |                               |                                 | 4,000,000 <sup>4</sup>     |                              |   | 6.25%                  | 03/02/2017                 |   | 03/02/2027    |                   |            |  |                   |
|                           |  |  |                               |                                 | 4,100,000 <sup>5</sup>     |                              |   | 6.25%                  | 03/02/2017                 |   | 03/02/2027    |                   |            |  |                   |
|                           |  |  |                               |                                 | 4,000,000 <sup>6</sup>     |                              |   | 6.25%                  | 03/02/2017                 |   | 03/02/2027    |                   |            |  |                   |
|                           |  |  |                               |                                 | 3,000,000 <sup>7</sup>     |                              |   | 6.25%                  | 03/02/2017                 |   | 03/02/2027    |                   |            |  |                   |
|                           |  |  |                               |                                 | 3,000,000 <sup>8</sup>     |                              |   | 6.25%                  | 03/02/2017                 |   | 03/02/2027    |                   |            |  |                   |
|                           |  |  |                               |                                 | 4,000,000 <sup>9</sup>     |                              |   | 6.25%                  | 03/02/2017                 |   | 03/02/2027    |                   |            |  |                   |
|                           |  |  |                               |                                 | 4,000,000 <sup>10</sup>    |                              |   | 6.25%                  | 03/02/2017                 |   | 03/02/2027    |                   |            |  |                   |