


# AVISO



La información contenida en este documento es propiedad de la Bolsa de Valores de la República Dominicana y debe ser usada sólo para fines informativos y nunca como consejo de inversión.

Cualquier publicación o reproducción de esta información debe ser autorizada expresamente por la Bolsa de Valores de la República Dominicana.

¡BVRD, por un Mercado de Valores más Transparente, Equitativo y Eficiente!



Bolsa de Valores de la  
República Dominicana



**Boletín Bursátil de Operaciones de Renta Fija  
Mercados Primario y Secundario**

**jueves, 13 de abril de 2017**

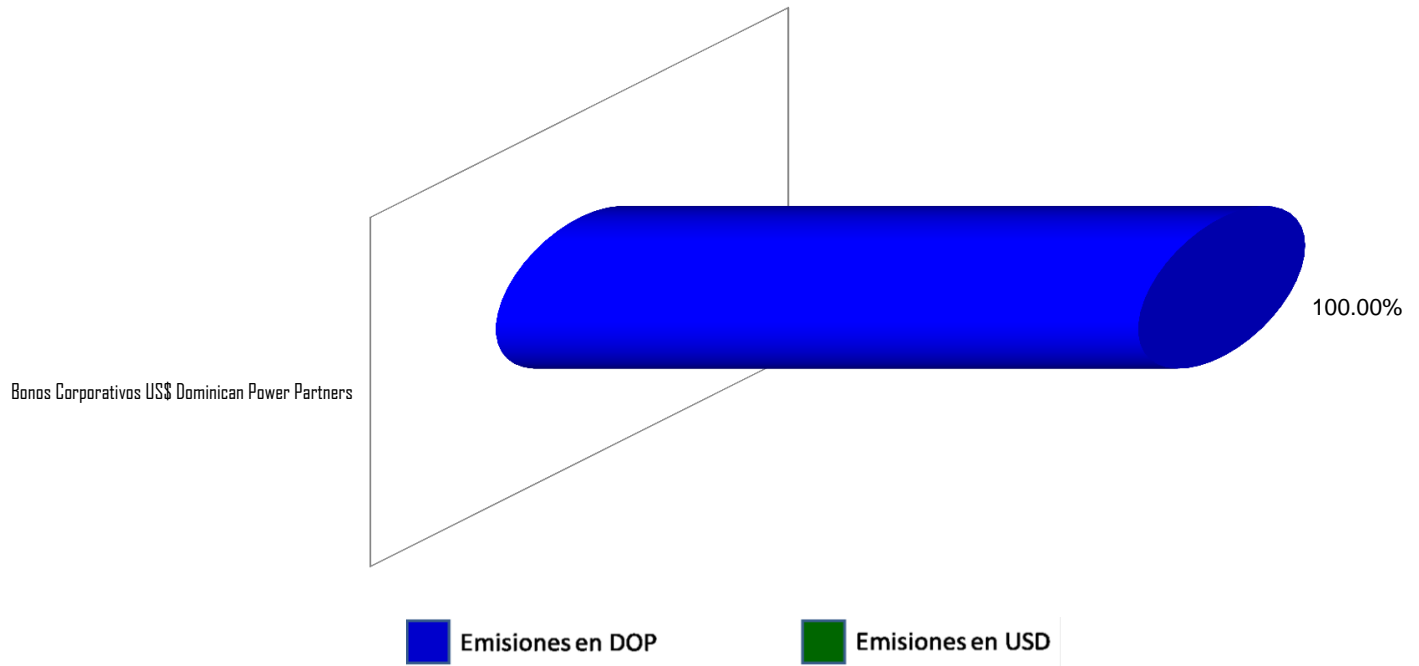
**Tasa de Cambio USD  
47.2130**

Mercados	Valor Nominal USD	Valor Transado USD	Valor Transado en USD Equivalentes a RD\$	Valor Nominal RD\$	Valor Transado RD\$	Total Transado en la BVRD
Mercado Primario	0.00	0.00	0.00	0.00	0.00	0.00
Mercado Secundario	0.00	0.00	0.00	0.00	0.00	0.00
<b>Total Transado Hoy</b>	<b>0.00</b>	<b>0.00</b>	<b>0.00</b>	<b>0.00</b>	<b>0.00</b>	<b>0.00</b>
<b>Desde el 1ero de Enero hasta el 13 de abril del 2017</b>						
Mercado Primario	100,000,000.00	100,077,227.43	4,723,116,848.84	2,100,000,000.00	2,108,867,766.54	6,831,984,615.38
Mercado Secundario	54,572,956.00	58,214,942.74	2,751,175,548.39	34,960,629,051.00	37,202,518,236.76	39,953,693,785.15
<b>Volumen Acumulado</b>	<b>154,572,956.00</b>	<b>158,292,170.17</b>	<b>7,474,292,397.23</b>	<b>37,060,629,051.00</b>	<b>39,311,386,003.30</b>	<b>46,785,678,400.53</b>
<b>Desde el 1ero de Enero hasta el 13 de abril del 2016</b>						
Mercado Primario	0.00	0.00	0.00	800,000,000.00	800,408,737.48	800,408,737.48
Mercado Secundario	4,978,621.00	5,069,247.36	232,027,670.51	24,561,160,000.00	25,780,301,185.42	26,012,328,855.93
<b>Total Negociado</b>	<b>4,978,621.00</b>	<b>5,069,247.36</b>	<b>232,027,670.51</b>	<b>25,361,160,000.00</b>	<b>26,580,709,922.90</b>	<b>26,812,737,593.41</b>



**Acumulado Colocaciones por Instrumento/Emisor  
Emisiones Vigentes en el Mercado Primario**

INSTRUMENTO	Valor Nominal DOP	% DOP	Valor Nominal USD
Bonos Corporativos US\$ Dominican Power Partners	4,723,116,848.84	100.00%	100,000,000.00
<b>Total Negociado ==&gt;</b>	<b>RD\$4,723,116,848.84</b>	<b>100.00%</b>	<b>US\$100,000,000.00</b>



Nota: Esta pagina presenta cual ha sido la participacion porcentual de cada emision con relacion a la totalidad colocada en el Mercado Primario por moneda.

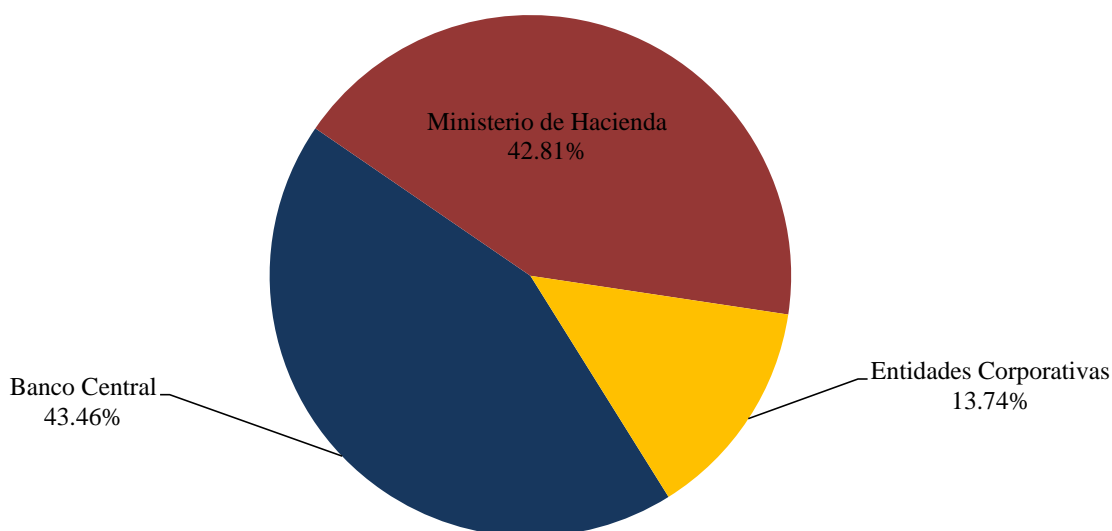


**Detalle Acumulado por Entidad/Instrumento  
Mercado Secundario**

<b>INSTRUMENTO</b>	<b>Valor Transado RD\$ y Equiv</b>	<b>% DOP</b>	<b>Valor Transado US\$</b>
Bonos Corporativos CEPM	5,215,114.10	0.013%	111,236.00
Ministerio de Hacienda. Bonos Ley 175-12	101,810,589.84	0.255%	2,155,053.81
EGE Haina Bonos Corporativos USD	10,564,162.07	0.026%	225,766.96
Banco Central R. D. Certificados Inversión Especial	15,063,717,416.16	37.703%	
Ministerio de Hacienda, Bonos Ley 331-15	5,076,207,637.67	12.705%	
Ministerio de Hacienda. Bonos Ley 152-14	2,298,548,620.06	5.753%	
Banco Central R. D. Notas de Renta Fija	7,136,503,208.78	17.862%	
Ministerio de Hacienda, Bonos Ley 548-13	100,068,037.51	0.250%	
Ministerio de Hacienda. Bonos Ley 131-11	1,506,445,219.55	3.770%	
Ministerio de Hacienda, Bonos Ley 58-13	3,140,691,535.23	7.861%	
EGE Haina Bonos Corporativos DOP	41,187,059.20	0.103%	
Ministerio de Hacienda. Bonos Ley 366-09	2,491,490,152.11	6.236%	
Alpha Sociedad de Valores, Bonos Corporativos	1,546,517.81	0.004%	
Parallax Valores, Bonos Corporativos	4,811,660.41	0.012%	
Bonos Corporativos Consorcio Remix	20,257,595.20	0.051%	
Bonos Corporativos Motor Credito	782,680.85	0.002%	
Bonos Corporativos UNICA	20,401,621.36	0.051%	
Bonos Corporativos Asociación La Vega Real de AyP	1,566,859.72	0.004%	
Bonos Subordinados Banco Caribe	35,023,363.22	0.088%	
Banco Central R. D. Letras	4,980,101.70	0.012%	
Ministerio de Hacienda, Bonos Ley 687-16	2,049,157,909.90	5.129%	43,370,571.89
Papeles Comerciales BHD Valores	136,676,800.08	0.342%	
Bonos Corporativos Dominican Power Partners	584,427,772.47	1.463%	12,352,314.08
Ministerio de Hacienda Bonos Ley 693-16 2032	121,612,150.14	0.304%	
<b>Total Transado ==&gt;</b>	<b>RD\$39,953,693,785.15</b>	<b>100.00%</b>	<b>US\$58,214,942.74</b>

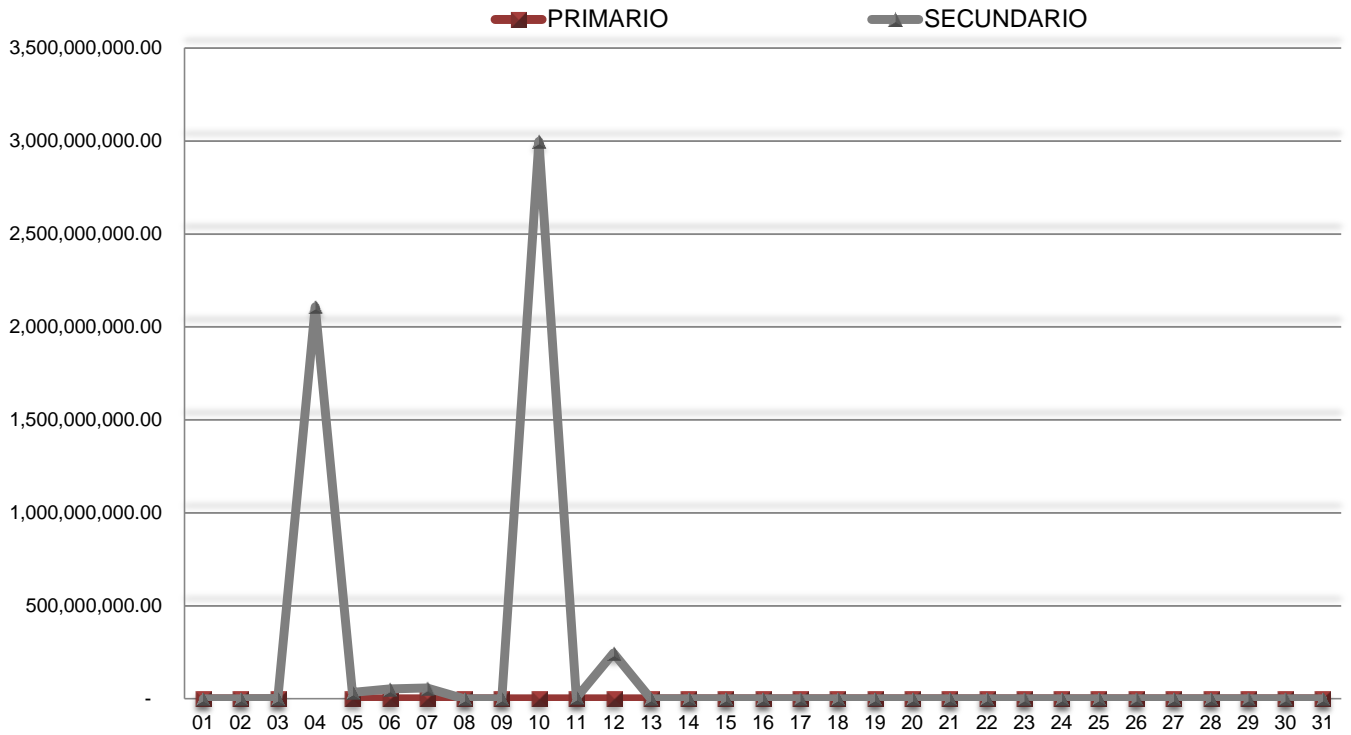
\* Valorizado según la tasa de cambio del día de realización de las operaciones.

**Porcentaje Negociado Agrupado por  
Tipo de Entidad**

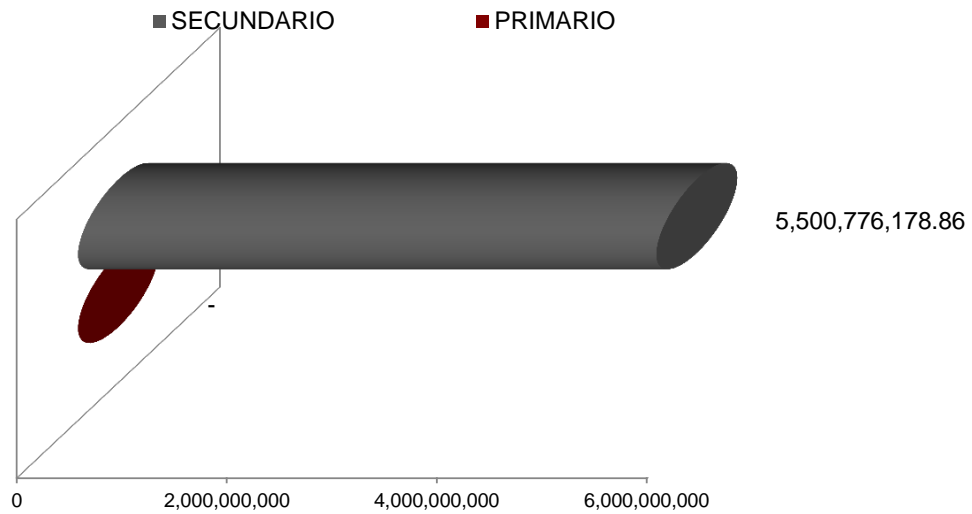




### Operaciones Transadas en el Mercado Bursátil Primario y Secundario abril-2017



### Acumulado del Mes por Mercado



Emisiones Vigentes en el Mercado de Valores  
Valores de Renta Fija

Puesto Estructurador	Instrumento	Empresas Emisoras	Monto del Programa de Emisión	Monto Ofertado al Público (AOP)	Monto Colocado del AOP	Pendiente Colocación del AOP	Monto Dejado o Aún por Ofertar al Público	Mínimo de Inversión MP	Tasa Fija(F) o Variable(V)	Fecha Emision	Fecha Vencimiento	Pagos	Ultima Calificación		
<b>BNVAL</b> 809-565-6621	Letras Hipotecarias	Banco Nacional de las Exportaciones (BANDEX)	1,000,000,000	1,000,000,000	220,000,000 <sup>3</sup>	107,500,000	0	RDS100,000	9.74%	V	31/07/2007	31/07/2017	Mensual	Fitch / Feller 12/01/2017 27/01/2016	AA+ (dom) A(dom)
<b>IPSA</b> 809-544-5724	Bonos Subordinados	Banco Popular Dominicano	4,100,000,000	4,100,000,000	4,079,000,000	21,000,000	0	RDS1,000,000	10.20%	V	26/12/2007	26/12/2017	Mensual	Fitch / Feller 03/01/2017 22/04/2016	AA(dom) AA+
<b>BHDV</b> 809-243-3600	Bonos Corporativos en USD	Consorcio Energético Punta Cana Macao	50,000,000	50,000,000	5,000,000 <sup>2</sup> 5,000,000 <sup>6</sup> 5,000,000 <sup>7</sup> 5,000,000 <sup>8</sup> 5,000,000 <sup>9</sup> 5,000,000 <sup>10</sup>	0	0	US\$1,000	7.00% 6.75% 6.75% 6.75% 6.75% 6.75%	F	05/10/2010 03/11/2010 03/11/2010 03/11/2010 03/11/2010 03/11/2010	05/10/2017 03/11/2017 03/11/2017 03/11/2017 03/11/2017 03/11/2017	Mensual	Fitch 12/04/2017 Feller 14/01/2016	AAA(dom) AA
<b>BHDV</b> 809-243-3600	Bonos Corporativos en USD	Consorcio Energético Punta Cana Macao	50,000,000	50,000,000	5,000,000 <sup>1</sup> 5,000,000 <sup>2</sup> 5,000,000 <sup>3</sup> 5,000,000 <sup>4</sup> 5,000,000 <sup>5</sup> 5,000,000 <sup>6</sup> 5,000,000 <sup>7</sup> 5,000,000 <sup>8</sup> 5,000,000 <sup>9</sup> 5,000,000 <sup>10</sup>	0	0	US\$100	6.50% 6.50% 6.50% 7.25% 7.25% 7.25% 7.25% 7.25% 7.25% 7.25%	F	03/02/2012 03/02/2012 03/02/2012 12/03/2012 12/03/2012 12/03/2012 12/03/2012 12/03/2012 12/03/2012 12/03/2012	03/02/2018 03/02/2018 03/02/2018 12/03/2019 12/03/2019 12/03/2019 12/03/2019 12/03/2019 12/03/2019 12/03/2019	Mensual	Feller Rate Dom 07/06/2016 Fitch Ratings 12/04/2017	AA AAA(dom)
<b>IPSA</b> 809-544-5724	Bonos Subordinados	Banco Popular Dominicano	5,000,000,000	5,000,000,000	5,000,000,000 <sup>1</sup>	0	0	RDS1,000,000	9.30%	V	29/10/2012	29/10/2022	Mensual	Fitch, 03/01/2016 Feller, Junio 2013	AA(dom) AA+
<b>CTIV</b> 809-473-2400	Bonos	International Finance Corporation	390,000,000	390,000,000	390,000,000 <sup>1</sup>	0	0	RDS100,000	10.50%	F	30/11/2012	30/11/2017	Semestral	Standard & Poors	AAA
<b>CTIV</b> 809-473-2400	Bonos Ordinarios	Asociación Popular de A&P	3,000,000,000	1,500,000,000	1,000,000,000 <sup>1</sup> 500,000,000 <sup>2</sup>	0	1,500,000,000	RDS10,000	10.90% 10.90%	F	07/03/2013	07/03/2018	Semestral	Fitch / Feller 12/01/2017 21/10/2015	AA-(dom) A+
<b>CTIV</b> 809-473-2400	Bonos Corporativos en USD	EGE HAINA	100,000,000	100,000,000	10,000,000 <sup>1</sup> 10,000,000 <sup>2</sup> 9,999,992 <sup>3</sup> 10,000,000 <sup>4</sup> 10,000,000 <sup>5</sup> 9,999,988 <sup>6</sup> 10,000,000 <sup>7</sup> 10,000,000 <sup>8</sup> 10,000,000 <sup>9</sup> 10,000,000 <sup>10</sup>	0.00	20	USD \$30.00	6.25% 6.00% 6.00% 6.00% 6.00% 6.00% 6.00% 6.00% 6.00% 5.75% 5.75%	F	23/01/2014 13/02/2014 13/02/2014 04/03/2014 04/03/2014 17/03/2014 17/03/2014 21/04/2014 27/05/2014 27/05/2014	23/01/2020 13/02/2020 13/02/2020 04/03/2020 04/03/2020 17/03/2020 17/03/2020 21/04/2020 27/05/2020 27/05/2020	Mensual	Fitch Ratings 17/01/2017 Feller-Rate 23/03/2016	AA-(dom) A
<b>BHD LEON</b> 809-243-3600	Bonos Corporativos en USD	Compañía de Electricidad de Puerto Plata	25,000,000	25,000,000	5,000,000 <sup>4</sup> 5,000,000 <sup>5</sup>	10,000,000	0	USD \$30.00	6.00% 6.00%	F	12/03/2014 12/03/2014	12/03/2019 12/03/2019	Mensual	Fitch Ratings: 12/04/2017	BBB(dom)

Emisiones Vigentes en el Mercado de Valores  
Valores de Renta Fija



Puesto Estructurador	Instrumento	Empresas Emisoras	Monto del Programa de Emisión	Monto Ofertado al Público (AOP)	Monto Colocado del AOP	Pendiente Colocación del AOP	Monto Dejado o Aún por Ofertar al Público	Mínimo de Inversión MP	Tasa Fija(F) o Variable(V)	Fecha Emisión	Fecha Vencimiento	Pagos	Ultima Calificación		
PARVA 809-560-0909	Bonos Subordinados	Banco Caribe	150,000,000	150,000,000	10,000,000 <sup>1</sup>	0	0	RDS\$1,000	10.24%	V	29/04/2015	29/04/2021	Feller Rate 08/04/2016	BBB+(dom)	
					10,000,000 <sup>2</sup>						29/04/2015	29/04/2021			
					10,000,000 <sup>3</sup>						29/04/2015	29/04/2021			
					10,000,000 <sup>4</sup>						29/04/2015	29/04/2021			
					10,000,000 <sup>5</sup>						29/04/2015	29/04/2021			
					10,000,000 <sup>6</sup>						29/04/2015	29/04/2021			
					10,000,000 <sup>7</sup>						29/04/2015	29/04/2021			
					10,000,000 <sup>8</sup>						29/04/2015	29/04/2021			
					10,000,000 <sup>9</sup>						29/04/2015	29/04/2021			
					10,000,000 <sup>10</sup>						29/04/2015	29/04/2021			
					10,000,000 <sup>11</sup>						29/04/2015	29/04/2021			
					10,000,000 <sup>12</sup>						29/04/2015	29/04/2021			
					10,000,000 <sup>13</sup>						29/04/2015	29/04/2021			
					10,000,000 <sup>14</sup>						29/04/2015	29/04/2021			
					10,000,000 <sup>15</sup>						29/04/2015	29/04/2021			
PARVA 809-560-0909	Bonos Corporativos	Parallax Valores	500,000,000	500,000,000	100,000,000 <sup>1</sup>	0	0	RDS\$1,000	10.25%	F	20/08/2014	20/08/2017	Mensual	Fitch Rating 29/12/2016	BBB+(dom) BBB+
INRES 809-960-4551	Bonos Subordinados	Banco de Reservas	10,000,000,000	10,000,000,000	5,000,000,000 <sup>1</sup>	0	0	RDS\$1,000	10.20%	V	29/12/2014	29/12/2024	Semestral	Fitch/ Feller 12/01/2016 31/01/2017	AA+(dom) AA
CITIV 809-473-2400	Bonos Corporativos en USD	EGE HAINA	100,000,000	100,000,000	10,000,000 <sup>1</sup>	0	0	USD \$30.00	7.00%	F	23/01/2015	23/01/2025	Fitch Rating 17/01/2017 Feller Rate 23/03/2016	AA-(dom) A	
					10,000,000 <sup>2</sup>				6.50%		25/02/2015	25/02/2025			
					10,000,000 <sup>3</sup>				6.25%		25/03/2015	25/03/2025			
					10,000,000 <sup>4</sup>				6.25%		25/03/2015	25/03/2025			
					10,000,000 <sup>5</sup>				6.25%		25/03/2015	25/03/2025			
					10,000,000 <sup>6</sup>				6.00%		28/04/2015	28/04/2025			
					10,000,000 <sup>7</sup>				6.00%		28/04/2015	28/04/2025			
					10,000,000 <sup>8</sup>				6.00%		28/04/2015	28/04/2025			
					10,000,000 <sup>9</sup>				5.75%		11/06/2015	11/06/2025			
					10,000,000 <sup>10</sup>				5.75%		11/06/2015	11/06/2025			
PARVA 809-560-0909	Bonos Corporativos	Parallax Valores	900,000,000	900,000,000	100,000,000 <sup>1</sup>	0	-	RDS\$1,000.00	9.50%	F	22/09/2015	22/09/2017	Fitch Rating 29/12/2016 Feller Rates 27/01/2016	BBB+(dom) BBB+	
					100,000,000 <sup>2</sup>				9.75%		22/09/2015	22/09/2018			
					100,000,000 <sup>3</sup>				10.00%		22/09/2015	22/09/2019			
					100,000,000 <sup>4</sup>				10.25%		22/09/2015	22/09/2020			
					100,000,000 <sup>5</sup>				10.25%		22/09/2015	22/09/2020			
					100,000,000 <sup>6</sup>				10.25%		22/09/2015	22/09/2020			
					100,000,000 <sup>7</sup>				9.90%		10/03/2016	10/03/2019			
					100,000,000 <sup>8</sup>				9.90%		10/03/2016	10/03/2019			
					100,000,000 <sup>9</sup>				9.90%		10/03/2016	10/03/2019			
IPSA 809-544-5724	Bonos Corporativos	Asociación La Vega Real de Ahorros y Préstamos	800,000,000	800,000,000	100,000,000 <sup>1</sup>	0	-	RDS\$1,000.00	10.21%	V	22/10/2015	22/10/2025	Fitch Rating 12/04/2017	A-(dom)	
					100,000,000 <sup>2</sup>				10.21%		22/10/2015	22/10/2025			
					100,000,000 <sup>3</sup>				10.21%		22/10/2015	22/10/2025			
					100,000,000 <sup>4</sup>				10.21%		22/10/2015	22/10/2025			
					100,000,000 <sup>5</sup>				10.21%		22/10/2015	22/10/2025			
					100,000,000 <sup>6</sup>				10.21%		22/10/2015	22/10/2025			
					50,000,000 <sup>7</sup>				10.21%		22/10/2015	22/10/2025			
					150,000,000 <sup>8</sup>				10.21%		22/04/2016	22/04/2021			
BHD LEON 809-243-3600	Bonos Corporativos en USD	Consorcio Energético Punta Cana Macao	100,000,000	100,000,000	25,000,000 <sup>1</sup>	23,146,200	-	USD \$30.00	5.15%	F	12/11/2015	12/11/2025	Fitch Rating 12/04/2017 Feller Rate 15/01/2016	AAA(dom) AA	
					10,324,000 <sup>2</sup>				6.25%		20/04/2016	20/04/2026			
					20,605,000 <sup>3</sup>				6.25%		20/04/2016	20/04/2026			
					20,924,800 <sup>4</sup>				6.25%		20/04/2016	20/04/2026			
UNICA 809-807-2002	Bonos Corporativos	United Capital Puesto de Bolsa	1,000,000,000	1,000,000,000	50,000,000 <sup>1</sup>	0	0	RDS\$1,000.00	9.50%	F	03/12/2015	03/12/2017	Feller Rate 24/01/2017	BBB+	
					50,000,000 <sup>2</sup>				9.50%		03/12/2015	03/12/2017			
					50,000,000 <sup>3</sup>				9.50%		03/12/2015	03/12/2017			
					50,000,000 <sup>4</sup>				9.50%		03/12/2015	03/12/2017			
					50,000,000 <sup>5</sup>				9.50%		03/12/2015	03/12/2017			
					50,000,000 <sup>6</sup>				9.50%		03/12/2015	03/12/2017			
					50,000,000 <sup>7</sup>				9.50%		03/12/2015	03/12/2017			
					50,000,000 <sup>8</sup>				9.50%		03/12/2015	03/12/2017			
					50,000,000 <sup>9</sup>				9.50%		03/12/2015	03/12/2017			
					50,000,000 <sup>10</sup>				9.50%		03/12/2015	03/12/2017			
					50,000,000 <sup>11</sup>				9.50%		03/12/2015	03/12/2017			
					50,000,000 <sup>12</sup>				9.50%		03/12/2015	03/12/2017			
					50,000,000 <sup>13</sup>				9.50%		03/12/2015	03/12/2017			
					50,000,000 <sup>14</sup>				9.50%		03/12/2015	03/12/2017			
					50,000,000 <sup>15</sup>				9.50%		03/12/2015	03/12/2017			
					50,000,000 <sup>16</sup>				9.50%		03/12/2015	03/12/2017			
					50,000,000 <sup>17</sup>				9.50%		03/12/2015	03/12/2017			
					50,000,000 <sup>18</sup>				9.50%		03/12/2015	03/12/2017			
					50,000,000 <sup>19</sup>				9.50%		03/12/2015	03/12/2017			
					50,000,000 <sup>20</sup>				9.50%		03/12/2015	03/12/2017			
CCI 809-566-6084	Bonos Corporativos	Consorcio Remix	300,000,000	300,000,000	50,000,000 <sup>1</sup>	15,902,272.00	15,902,272.00	RDS\$1,000.00	11.25%	F	27/04/2016	27/10/2017	Feller Rate 01/01/2016	BBB	
					50,000,000 <sup>2</sup>				11.75%		27/04/2016	27/07/2018			
					50,000,000 <sup>3</sup>				12.00%		27/04/2016	27/04/2019			
					50,000,000 <sup>4</sup>				12.00%		27/04/2016	27/04/2019			
					34,097,728 <sup>5</sup>				11.75%		26/10/2016	26/02/2019			
					50,000,000 <sup>6</sup>				11.25%		15/12/2016	15/06/2018			

Emisiones Vigentes en el Mercado de Valores  
Valores de Renta Fija



Puesto Estructurador	Instrumento	Empresas Emisoras	Monto del Programa de Emisión	Monto Ofertado al Público (AOP)	Monto Colocado del AOP	Pendiente Colocación del AOP	Monto Dejado o Aún por Ofertar al Público	Mínimo de Inversión MP	Tasa Fija(F) o Variable(V)	Fecha Emisión	Fecha Vencimiento	Pagos	Ultima Calificación		
BHD LEON 809-243-3600	Bonos Corporativos	Motor Credito	500,000,000	500,000,000	50,000,000 <sup>1</sup>	-	-	RDS1,000.00	9.65%	F	03/05/2016	03/05/2019	Mensual	Fitch Rating 11/04/2017	A-(dom)
					50,000,000 <sup>2</sup>				9.65%		03/05/2016	03/05/2019			
					50,000,000 <sup>3</sup>				9.65%		03/08/2016	03/08/2019			
					50,000,000 <sup>4</sup>				9.65%		03/08/2016	03/08/2019			
					50,000,000 <sup>5</sup>				9.75%		06/09/2016	06/09/2020			
					50,000,000 <sup>6</sup>				9.75%		06/09/2016	06/09/2020			
					50,000,000 <sup>7</sup>				10.15%		12/12/2016	12/12/2019			
					50,000,000 <sup>8</sup>				10.15%		12/12/2016	12/12/2019			
					50,000,000 <sup>9</sup>				10.15%		02/02/2017	02/02/2020			
					50,000,000 <sup>10</sup>				10.15%		02/02/2017	02/02/2020			
ALPHA 809-732-1080	Bonos Corporativos	ALPHA Puesto de Bolsa	1,000,000,000	800,000,000	75,000,000 <sup>1</sup>	125,000,000.00	200,000,000	RDS1,000.00	9.50%	F	09/05/2016	09/05/2019	Trimestral	Feller Rates 27/01/2016	BBB(dom)
					200,000,000 <sup>2</sup>				9.60%		09/05/2016	09/05/2019			
					200,000,000 <sup>3</sup>				9.60%		09/05/2016	09/05/2019			
					200,000,000 <sup>4</sup>				9.60%		09/05/2016	09/05/2019			
CITIV 809-473-2400	Bonos Corporativos	EGE HAINA	4,550,950,000	4,550,950,000	227,547,500 <sup>1</sup>	-	-	RDS1.00	12.00%	F	27/06/2016	27/06/2026	Mensual	Fitch Dom 17/01/2017 Feller Rate 23/03/16	AA-(dom)  A
					227,547,500 <sup>2</sup>				12.00%		27/06/2016	27/06/2026			
					227,547,500 <sup>3</sup>				12.00%		27/06/2016	27/06/2026			
					227,547,500 <sup>4</sup>				11.50%		21/07/2016	21/07/2026			
					227,547,500 <sup>5</sup>				11.50%		21/07/2016	21/07/2026			
					227,547,500 <sup>6</sup>				11.50%		21/07/2016	21/07/2026			
					227,547,500 <sup>7</sup>				11.50%		21/07/2016	21/07/2026			
					227,547,500 <sup>8</sup>				11.50%		21/07/2016	21/07/2026			
					227,547,500 <sup>9</sup>				11.50%		21/07/2016	21/07/2026			
					227,547,500 <sup>10</sup>				11.50%		21/07/2016	21/07/2026			
					227,547,500 <sup>11</sup>				11.25%		10/08/2016	10/08/2026			
					227,547,500 <sup>12</sup>				11.25%		10/08/2016	10/08/2026			
					227,547,500 <sup>13</sup>				11.25%		10/08/2016	10/08/2026			
					227,547,500 <sup>14</sup>				11.25%		10/08/2016	10/08/2026			
					227,547,500 <sup>15</sup>				11.25%		10/08/2016	10/08/2026			
					227,547,500 <sup>16</sup>				11.25%		10/08/2016	10/08/2026			
					227,547,500 <sup>17</sup>				11.25%		10/08/2016	10/08/2026			
					227,547,500 <sup>18</sup>				11.25%		10/08/2016	10/08/2026			
					227,547,500 <sup>19</sup>				11.25%		10/08/2016	10/08/2026			
					227,547,500 <sup>20</sup>				11.25%		10/08/2016	10/08/2026			
CITIV 809-473-2400	Bonos	IFC	4,000,000,000	450,000,000	180,349,900 <sup>1</sup>	269,650,100	3,550,000,000	RDS1.00	8.75%	F	21/07/2016	21/01/2023	Semestral	Standard & Poors 23/12/2015	AAA
PARVA 809-560-0909	Bonos Subordinados	Banco Múltiple Santa Cruz, S. A.	500,000,000	500,000,000	100,000,000 <sup>1</sup>	0	0	RDS1,000.00	10.11%	V	25/02/2016	25/02/2023	Semestral	Fitch Rating 11/04/2017	A- (dom)
					100,000,000 <sup>2</sup>				10.11%		25/02/2016	25/02/2023			
					100,000,000 <sup>3</sup>				10.11%		25/02/2016	25/02/2023			
					100,000,000 <sup>4</sup>				10.11%		25/02/2016	25/02/2023			
					100,000,000 <sup>5</sup>				10.11%		25/02/2016	25/02/2023			
PARVA 809-560-0909	Bonos Corporativos	Parallax Valores	900,000,000	400,000,000	100,000,000 <sup>1</sup>	0	500,000,000	RDS1,000.00	9.45%	F	22/09/2016	22/09/2018	Mensual	Fitch Rating 29/12/2016 Feller Rates 27/01/2016	BBB(dom) BBB+
					100,000,000 <sup>2</sup>				9.45%		22/09/2016	22/09/2018			
					100,000,000 <sup>3</sup>				9.70%		22/09/2016	22/09/2019			
					100,000,000 <sup>4</sup>				9.70%		22/09/2016	22/09/2019			
CITIV 809-473-2400	Bonos Ordinarios	Asociación Popular de A&P	3,000,000,000	3,000,000,000	500,000,000 <sup>1</sup>	0	300,000,000	RDS1,000	10.00%	F	19/09/2016	19/09/2026	Semestral	Fitch / Feller 12/01/2017 21/10/2015	AA-(dom) A+
					500,000,000 <sup>2</sup>				10.00%						
					500,000,000 <sup>3</sup>				10.00%						
					400,000,000 <sup>4</sup>				9.73%						
					400,000,000 <sup>5</sup>				9.73%						
					400,000,000 <sup>6</sup>				9.73%						
IPSA 809-544-5724	Bonos Subordinados	Banco Popular Dominicano	10,000,000,000	10,000,000,000	1,000,000,000 <sup>1</sup>	0	0	RDS1,000.00	10.50%	F	28/11/2016	28/11/2026	Mensual	Fitch Rating 03/01/2016 Feller Rates 28/11/2016	AA+(dom) AA+
					1,000,000,000 <sup>2</sup>				10.50%						
					1,000,000,000 <sup>3</sup>				10.50%						
					1,000,000,000 <sup>4</sup>				10.50%						
					1,000,000,000 <sup>5</sup>				10.50%						
					1,000,000,000 <sup>6</sup>				10.50%						
					1,000,000,000 <sup>7</sup>				10.50%						
					1,000,000,000 <sup>8</sup>				10.50%						
					1,000,000,000 <sup>9</sup>				10.50%						
					1,000,000,000 <sup>10</sup>				10.50%						
INRES 809-960-4551	Valor de Fideicomiso Representativo de Deuda	Fideicomiso para la Operación Mant. Y Expansión Red Vial Principal Rep. Dom.	25,000,000,000	2,500,000,000	2,500,000,000 <sup>1</sup>	0	22,500,000,000	RDS1.00	10.50%	F	28/12/2016	28/12/2026	Semestral	Feller Rate 28/12/2016	AA-
BHD LEON 809-243-3600	Bonos Corporativos	Motor Credito	400,000,000	400,000,000	50,000,000 <sup>4</sup>	-	-	RDS1,000.00	10.25%	F	25/06/2014	25/06/2017	Mensual	Fitch Rating 11/04/2017	A-(dom)
					50,000,000 <sup>5</sup>				10.25%						
					50,000,000 <sup>6</sup>				10.75%						
					50,000,000 <sup>7</sup>				10.75%						
					50,000,000 <sup>8</sup>				10.75%						



Emisiones Vigentes en el Mercado de Valores  
Valores de Renta Fija



Puesto Estructurador	Instrumento	Empresas Emisoras	Monto del Programa de Emisión	Monto Ofertado al Público (AOP)	Monto Colocado del AOP	Pendiente Colocación del AOP	Monto Dejado o Aún por Ofertar al Público	Mínimo de Inversión MP	Tasa Fija(F) o Variable(V)	Fecha Emision	Fecha Vencimiento	Pagos	Ultima Calificación		
IPSA 809-544-5724	Bonos Corporativos USD	Dominican Power Partners	300,000,000	100,000,000	5,000,000 <sup>1</sup>	0	200,000,000	RDS1,000.00	6.25%	F	03/02/2017	03/02/2017	Trimestral	Feller Rates 03/02/2017	AA-
					5,000,000 <sup>2</sup>				6.25%		03/02/2017	03/02/2017	Trimestral		
					5,000,000 <sup>3</sup>				6.25%		03/02/2017	03/02/2017	Trimestral		
					5,000,000 <sup>4</sup>				6.25%		03/02/2017	03/02/2017	Trimestral		
					5,000,000 <sup>5</sup>				6.25%		03/02/2017	03/02/2017	Trimestral		
					5,000,000 <sup>6</sup>				6.25%		03/02/2017	03/02/2017	Trimestral		
					5,000,000 <sup>7</sup>				6.25%		03/02/2017	03/02/2017	Trimestral		
					5,000,000 <sup>8</sup>				6.25%		03/02/2017	03/02/2017	Trimestral		
					5,000,000 <sup>9</sup>				6.25%		03/02/2017	03/02/2017	Trimestral		
					5,000,000 <sup>10</sup>				6.25%		03/02/2017	03/02/2017	Trimestral		
					5,000,000 <sup>11</sup>				6.25%		31/03/2017	31/03/2017	Trimestral		
					5,000,000 <sup>12</sup>				6.25%		31/03/2017	31/03/2017	Trimestral		
					5,000,000 <sup>13</sup>				6.25%		31/03/2017	31/03/2017	Trimestral		
					5,000,000 <sup>14</sup>				6.25%		31/03/2017	31/03/2017	Trimestral		
					5,000,000 <sup>15</sup>				6.25%		31/03/2017	31/03/2017	Trimestral		
					5,000,000 <sup>16</sup>				6.25%		31/03/2017	31/03/2017	Trimestral		
					5,000,000 <sup>17</sup>				6.25%		31/03/2017	31/03/2017	Trimestral		
					5,000,000 <sup>18</sup>				6.25%		31/03/2017	31/03/2017	Trimestral		
					5,000,000 <sup>19</sup>				6.25%		31/03/2017	31/03/2017	Trimestral		
					5,000,000 <sup>20</sup>				6.25%		31/03/2017	31/03/2017	Trimestral		
PARVA 809-560-0909	Bonos Corporativos USD	Consortio Remix	2,000,000	2,000,000	2,000,000 <sup>1</sup>	0	0	\$0	6.50%	F	07/03/2017	07/09/2018	Trimestral	Feller Rates 27/01/2016	BBB(dom) BBB+