AVISO

La información contenida en este documento es propiedad de la Bolsa de Valores de la República Dominicana y debe ser usada sólo para fines informativos y nunca como consejo de inversión.

Cualquier publicación o reproducción de esta información debe ser autorizada expresamente por la Bolsa de Valores de la República Dominicana.

¡BVRD, por un Mercado de Valores más Transparente, Equitativo y Eficiente!

Bolsa de Valores de la República Dominicana

Boletín Bursátil de Operaciones de Renta Fija
Mercados Primario y Secundario

lunes, 20 de febrero de 2017

Tasa de Cambio USD

47.1980

Mercados	Valor Nominal USD	Valor Transado USD	Valor Transado en USD Equivalentes a RD$	Valor Nominal RD$	Valor Transado RD$	Total Transado en la BVRD
Mercado Primario	0.00	0.00	0.00	0.00	0.00	0.00
Mercado Secundario	200,000.00	224,364.92	10,589,575.49	77,000,000.00	80,601,539.11	91,191,114.60
Total Transado Hoy	**200,000.00**	**224,364.92**	**10,589,575.49**	**77,000,000.00**	**80,601,539.11**	**91,191,114.60**
Desde el 1ero de Enero hasta el 20 de febrero del 2017						
Mercado Primario	47,500,000.00	47,543,323.31	2,235,656,344.03	100,000,000.00	100,245,545.72	2,335,901,889.75
Mercado Secundario	1,055,920.00	1,158,788.44	54,524,330.00	9,754,642,884.00	10,123,727,423.32	10,178,251,753.32
Volumen Acumulado	**48,555,920.00**	**48,702,111.75**	**2,290,180,674.03**	**9,854,642,884.00**	**10,223,972,969.04**	**12,514,153,643.07**
Desde el 1ero de Enero hasta el 20 de febrero del 2016						
Mercado Primario	0.00	0.00	0.00	0.00	0.00	0.00
Marcado Secundario	2,564,180.00	2,643,707.41	120,923,044.68	9,022,150,000.00	9,313,698,681.24	9,434,621,725.92
Total Negociado	**2,564,180.00**	**2,643,707.41**	**120,923,044.68**	**9,022,150,000.00**	**9,313,698,681.24**	**9,434,621,725.92**

OPERACIONES DE RENTA FIJA
Mercado Secundario
20-febrero-2017

Fecha de Operación	Número de Operación	Título Valor	Descripcion	Emisor	Fecha de Emisión	Fecha Vencto	Valor Negociado	Precio	Tasa Int.	Valor Tran	Rend	Mon	Fecha Liq
20/02/2017	17022013174	MH32026	Bonos de Deuda Ley 331-15	SEH	06/05/2016	06/11/2026	77,000,000.00	101.422529	11.00	80,601,539.11	**10.76**	DOP	22/02/2017
20/02/2017	17022013176	CDEEE23	Bonos de Deuda Ley 175-12	SEH	31/07/2012	31/07/2023	200,000.00	111.760541	7.00	224,364.92	**4.85**	USD	22/02/2017

		MONTO TOTAL NEGOCIADO EN RD$	**77,000,000.00**	**80,601,539.11**
		MONTO TOTAL NEGOCIADO EN US$	**200,000.00**	**224,364.92**
		EQUIVALENTE EN RD$ DE LO NEGOCIADO EN USD$	**9,439,600.00**	**10,589,575.49**
Cant Op	2	TOTAL NEGOCIADO MS EN PESOS (RD$)	**86,439,600.00**	**91,191,114.60**

Acumulado Colocaciones por Instrumento/Emisor
Emisiones Vigentes en el Mercado Primario

INSTRUMENTO	Valor Nominal DOP	% DOP	Valor Nominal USD
Bonos Corporativos US$ Dominican Power Partners	2,235,656,344.03	100.00%	47,500,000.00
Total Negociado ===>	**RD$2,235,656,344.03**	**100.00%**	**US$47,500,000.00**



Nota: Esta pagina presenta cual ha sido la participacion porcentual de cada emisión con relacion a la totalidad colocada en el Mercado Primario por moneda.

Montos Operados en Renta Fija por Emisor/Instrumento
Mercado Secundario
20 de febrero de 2017

INSTRUMENTO	Montos Transados		
	Total en DOP	% DOP	En USD
Ministerio de Hacienda, Bonos Ley 331-15	80,601,539.11	88.39%	
Ministerio de Hacienda, Bonos Ley 175-12	10,589,575.49	11.61%	224,364.92
Total Negociado en el MS en este día RD$	**91,191,114.60**	**100.00%**	**224,364.92**

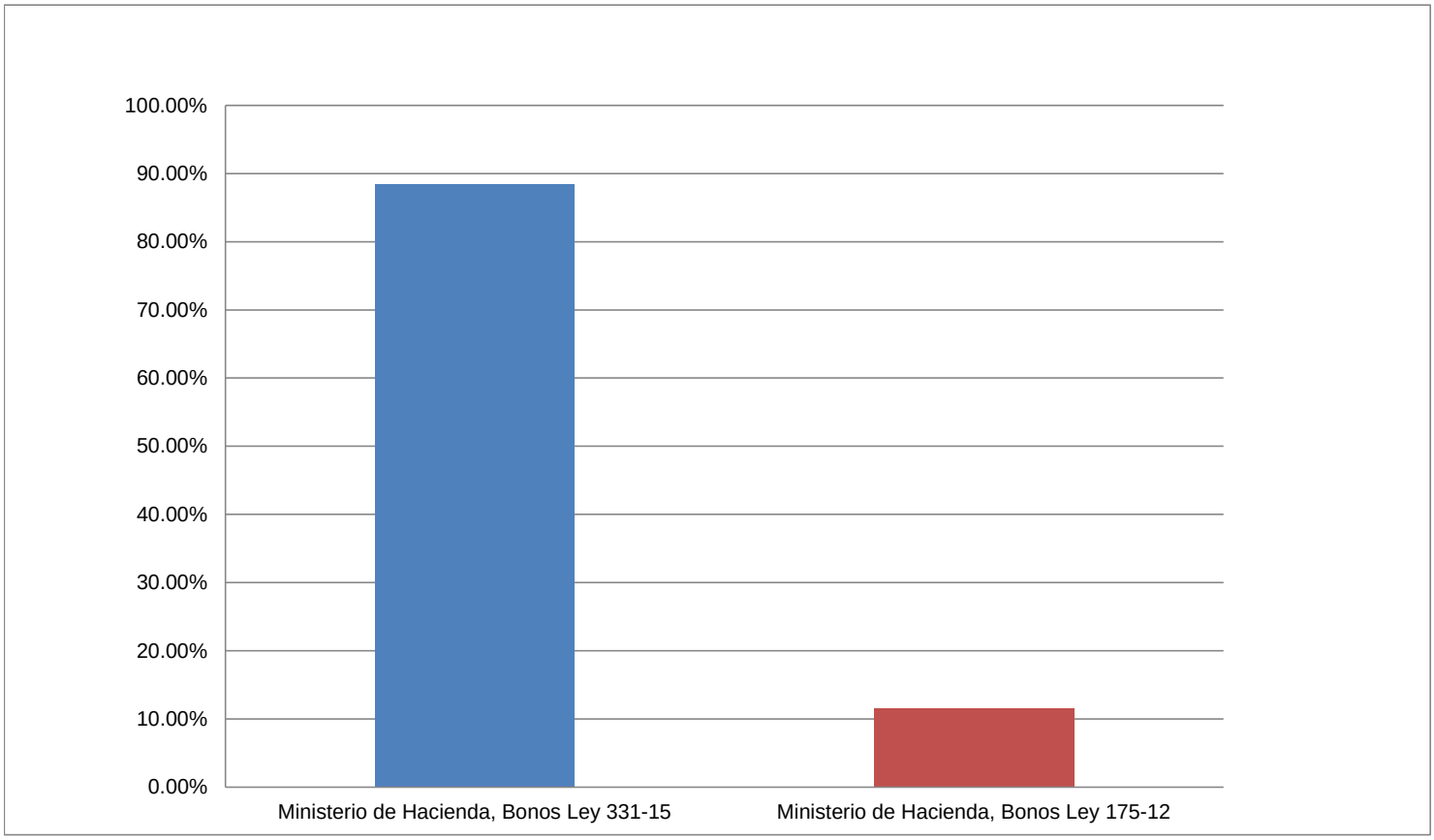

Detalle Acumulado por Entidad/Instrumento
Mercado Secundario

INSTRUMENTO	Valor Transado RD$ y Equiv	% DOP	Valor Transado US$
Bonos Corporativos CEPM	5,215,114.10	0.051%	111,236.00
Ministerio de Hacienda. Bonos Ley 175-12	39,900,465.01	0.391%	846,217.33
Bonos Corporativos Consorcio Remix	0.00	0.000%	0.00
EGE Haina Bonos Corporativos USD	9,408,750.89	0.092%	201,335.11
Ministerio de Hacienda, Bonos Ley 331-15	0.00	0.000%	0.00
Ministerio de Hacienda, Bonos Ley 5-06	0.00	0.000%	0.00
Banco Central R. D. Certificados Inversión Especial	3,520,993,383.97	34.514%	
Ministerio de Hacienda, Bonos Ley 331-15	496,976,635.48	4.871%	
Ministerio de Hacienda. Bonos Ley 152-14	1,065,274,853.84	10.442%	
Banco Central R. D. Notas de Renta Fija	3,892,335,590.13	38.154%	
Ministerio de Hacienda, Bonos Ley 548-13	0.00	0.000%	
Ministerio de Hacienda. Bonos Ley 131-11	0.00	0.000%	
Ministerio de Hacienda, Bonos Ley 58-13	1,109,280,818.28	10.873%	
EGE Haina Bonos Corporativos DOP	21,099,709.76	0.207%	
Ministerio de Hacienda. Bonos Ley 366-09	0.00	0.000%	
Alpha Sociedad de Valores, Bonos Corporativos	0.00	0.000%	
Parallax Valores, Bonos Corporativos	3,398,096.78	0.033%	
Bonos Corporativos Consorcio Remix	0.00	0.000%	
Bonos Corporativos Motor Credito	782,680.85	0.008%	
Bonos Corporativos UNICA	0.00	0.000%	
Bonos Corporativos Asociación La Vega Real de AyP	1,566,859.72	0.015%	
Bonos Corporativos EGE Haina	30,508,460.65	0.299%	
ADEMI, Bonos Corporativos	0.00	0.000%	
ALNAP, Bonos Corporativos	0.00	0.000%	
Banco Central R. D. Letras	4,980,101.70	0.049%	
Banco Popular Dominicano. Bonos Deuda Sub.	0.00	0.000%	
Total Transado ===>	**RD$10,201,721,521.17**	**100.00%**	**US$1,158,788.44**

*** Valorizado según la tasa de cambio del día de realización de las operaciones.**

Porcentaje Negociado Agrupado por Tipo de Entidad

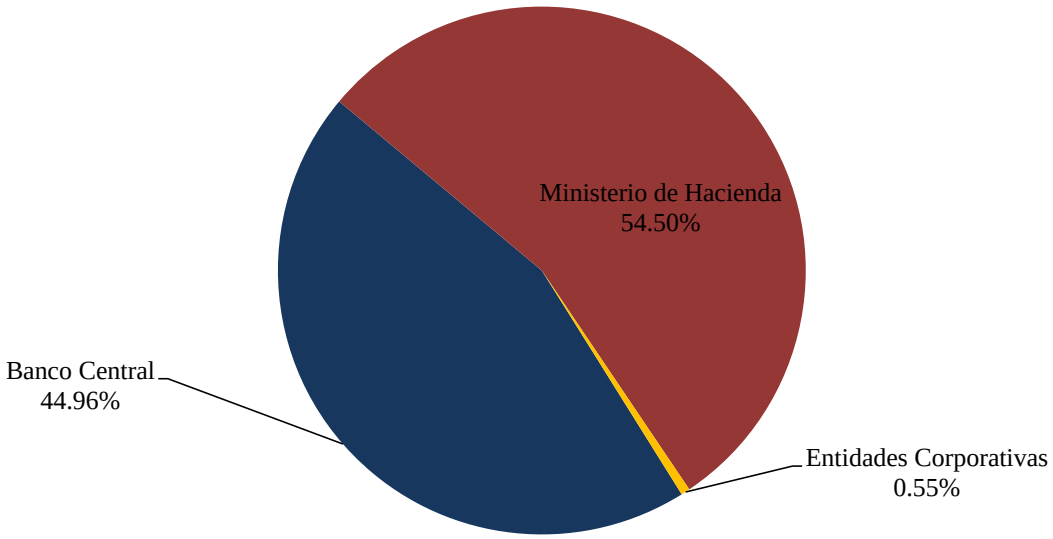

Operaciones Transadas en el Mercado Bursátil
Primario y Secundario
febrero-2017

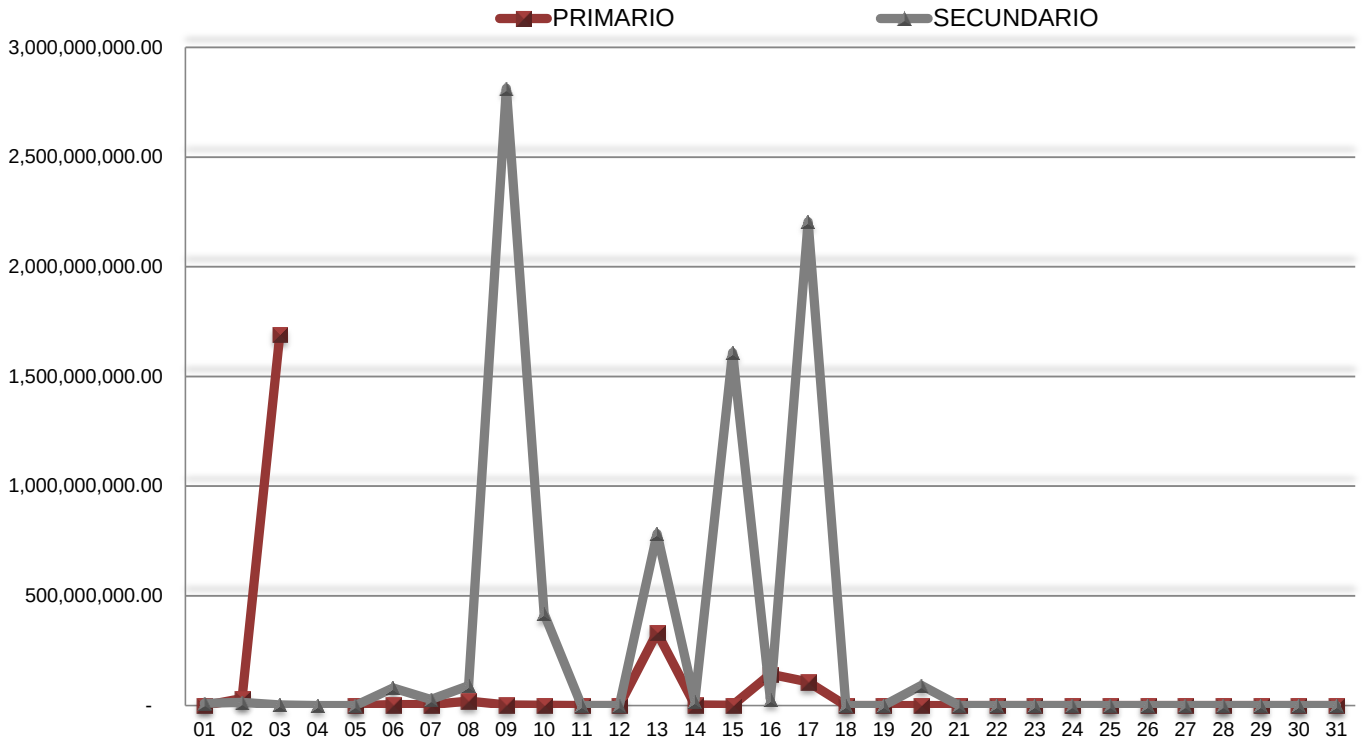

Acumulado del Mes por Mercado

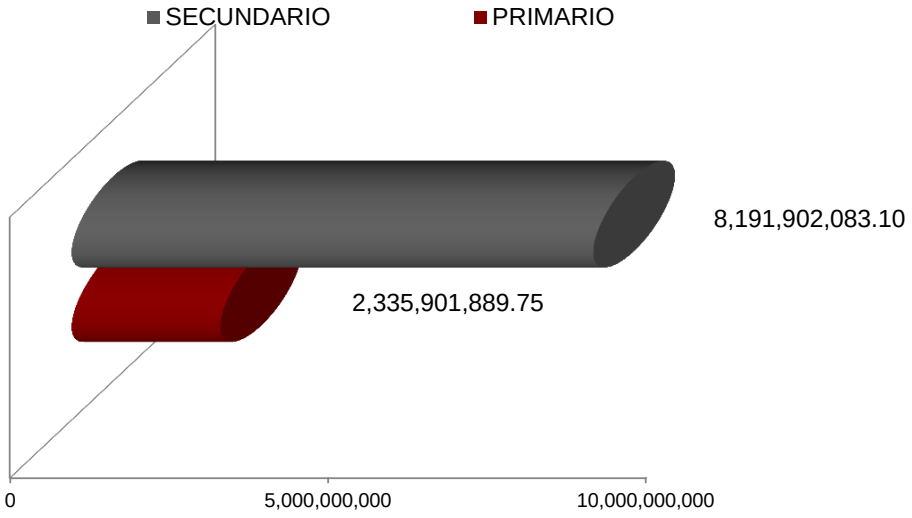

Emisiones Vigentes en el Mercado de Valores
Valores de Renta Fija

Puesto Estructurador	Instrumento	Empresas Emisoras	Monto del Programa de Emisión	Monto Ofertado al Público (AOP)	Monto Colocado del AOP	Pendiente Colocación del AOP	Monto Dejado o Aún por Ofertar al Público	Mínimo de Inversión MP	Tasa Fija(F) o Variable(V)		Fecha Emision	Fecha Vencimiento	Pagos	Ultima Calificación	
BNVAL 809-565-6621	Letras Hipotecarias	Banco Nacional de las Exportaciones (BANDEX)	1,000,000,000	1,000,000,000	322,500,000 [2] 220,000,000 [3]	107,500,000	0	RD$100,000	8.71% 9.74%	V	28/02/2007 31/07/2007	28/02/2017 31/07/2017	Mensual	Fitch / Feller 12/01/2017 27/01/2016	AA+ (dom) A(dom)
IPSA 809-544-5724	Bonos Subordinados	Banco Popular Dominicano	4,100,000,000	4,100,000,000	4,079,000,000	21,000,000	0	RD$1,000,000	10.20%	V	26/12/2007	26/12/2017	Mensual	Fitch / Feller 03/01/2017 22/04/2016	AA(dom) AA+
BHDV 809-243-3600	Bonos Corporativos en USD	Consorcio Energético Punta Cana Macao	50,000,000	50,000,000	5,000,000 [2] 5,000,000 [6] 5,000,000 [7] 5,000,000 [8] 5,000,000 [9] 5,000,000 [10]	0	0	US$1,000	7.00% 6.75% 6.75% 6.75% 6.75% 6.75%	F	05/10/2010 03/11/2010 03/11/2010 03/11/2010 03/11/2010 03/11/2010	05/10/2017 03/11/2017 03/11/2017 03/11/2017 03/11/2017 03/11/2017	Mensual	Fitch 16/01/2017 Feller 14/01/2016	AAA(dom) AA
BHDV 809-243-3600	Bonos Corporativos en USD	Consorcio Energético Punta Cana Macao	50,000,000	50,000,000	5,000,000 [1] 5,000,000 [2] 5,000,000 [3] 5,000,000 [4] 5,000,000 [5] 5,000,000 [6] 5,000,000 [7] 5,000,000 [8] 5,000,000 [9] 5,000,000 [10]	0	0	US$100	6.50% 6.50% 6.50% 7.25% 7.25% 7.25% 7.25% 7.25% 7.25% 7.25%	F	03/02/2012 03/02/2012 03/02/2012 12/03/2012 12/03/2012 12/03/2012 12/03/2012 12/03/2012 12/03/2012 12/03/2012	03/02/2018 03/02/2018 03/02/2018 12/03/2019 12/03/2019 12/03/2019 12/03/2019 12/03/2019 12/03/2019 12/03/2019	Mensual	Feller Rate Dom 07/06/2016 Fitch Ratings 16/01/2017	AA AAA(dom)
IPSA 809-544-5724	Bonos Subordinados	Banco Popular Dominicano	5,000,000,000	5,000,000,000	5,000,000,000 [1]	0	0	RD$1,000,000	9.30%	V	29/10/2012	29/10/2022	Mensual	Fitch, 03/01/2016 Feller, Junio 2013	AA(dom) AA+
CITIV 809-473-2400	Bonos	International Finance Corporation	390,000,000	390,000,000	390,000,000 [1]	0	0	RD$100,000	10.50%	F	30/11/2012	30/11/2017	Semestral	Standard & Poors	AAA
CITIV 809-473-2400	Bonos Ordinarios	Asociación Popular de A&P	3,000,000,000	1,500,000,000	1,000,000,000 [1] 500,000,000 [2]	0	1,500,000,000	RD$10,000	10.90% 10.90%	F	07/03/2013	07/03/2018	Semestral	Fitch / Feller 12/01/2017 21/10/2015	AA-(dom) A+
BHD LEON 809-243-3600	Bonos Corporativos	Banco Multiple Ademi	1,000,000,000	1,000,000,000	100,000,000 [6] 100,000,000 [7] 100,000,000 [8] 100,000,000 [9] 100,000,000 [10]	0	0	DOP 1,000.00	10.75% 10.75% 10.75% 10.75% 10.75%	F	24/02/2014 24/02/2014 24/02/2014 24/02/2014 24/02/2014	24/02/2017 24/02/2017 24/02/2017 24/02/2017 24/02/2017	Mensual	Fitch Ratings 30/12/2016	A(dom)
CITIV 809-473-2400	Bonos Corporativos en USD	EGE HAINA	100,000,000	100,000,000	10,000,000 [1] 10,000,000 [2] 9,999,992 [3] 10,000,000 [4] 10,000,000 [5] 9,999,988 [6] 10,000,000 [7] 10,000,000 [8] 10,000,000 [9] 10,000,000 [10]	0.00	20	USD $30.00	6.25% 6.00% 6.00% 6.00% 6.00% 6.00% 6.00% 6.00% 5.75% 5.75%	F	23/01/2014 13/02/2014 13/02/2014 04/03/2014 04/03/2014 17/03/2014 17/03/2014 21/04/2014 27/05/2014 27/05/2014	23/01/2020 13/02/2020 13/02/2020 04/03/2020 04/03/2020 17/03/2020 17/03/2020 21/04/2020 27/05/2020 27/05/2020	Mensual	Fitch Ratings 17/01/2017 Feller-Rate 23/03/2016	AA-(dom) A
BHD LEON 809-243-3600	Bonos Corporativos en USD	Compañía de Electricidad de Puerto Plata	25,000,000	25,000,000	5,000,000 [4] 5,000,000 [5]	10,000,000	0	USD $30.00	6.00% 6.00%	F	12/03/2014 12/03/2014	12/03/2019 12/03/2019	Mensual	Fitch Ratings: 16/01/2017	BBB(dom)

Emisiones Vigentes en el Mercado de Valores
Valores de Renta Fija

Puesto Estructurador	Instrumento	Empresas Emisoras	Monto del Programa de Emisión	Monto Ofertado al Público (AOP)	Monto Colocado del AOP	Pendiente Colocación del AOP	Monto Dejado o Aún por Ofertar al Público	Mínimo de Inversión MP	Tasa Fija(F) o Variable(V)		Fecha Emision	Fecha Vencimiento	Pagos	Ultima Calificación	
PARVA 809-560-0909	Bonos Subordinados	Banco Caribe	150,000,000	150,000,000	10,000,000 [1]	0	0	RD$1,000	10.24%	V	29/04/2015	29/04/2021	Trimestral	Feller Rate 08/04/2016	BBB+(dom)
					10,000,000 [2]						29/04/2015	29/04/2021			
					10,000,000 [3]						29/04/2015	29/04/2021			
					10,000,000 [4]						29/04/2015	29/04/2021			
					10,000,000 [5]						29/04/2015	29/04/2021			
					10,000,000 [6]						29/04/2015	29/04/2021			
					10,000,000 [7]						29/04/2015	29/04/2021			
					10,000,000 [8]						29/04/2015	29/04/2021			
					10,000,000 [9]						29/04/2015	29/04/2021			
					10,000,000 [10]						29/04/2015	29/04/2021			
					10,000,000 [11]						29/04/2015	29/04/2021			
					10,000,000 [12]						29/04/2015	29/04/2021			
					10,000,000 [13]						29/04/2015	29/04/2021			
					10,000,000 [14]						29/04/2015	29/04/2021			
					10,000,000 [15]						29/04/2015	29/04/2021			
PARVA 809-560-0909	Bonos Corporativos	Parallax Valores	500,000,000	500,000,000	100,000,000 [1]	0	0	RD$1,000	10.25%	F	20/08/2014	20/08/2017	Mensual	Fitch Rating 29/12/2016	BBB(dom) BBB+
INRES 809-960-4551	Bonos Subordinados	Banco de Reservas	10,000,000,000	10,000,000,000	5,000,000,000 [1]	0	0	RD$1,000	10.20%	V	29/12/2014	29/12/2024	Semestral	Fitch/ Feller 12/01/2016 31/01/2017	AA+(dom) AA
					5,000,000,000 [2]				10.20%		29/12/2014	29/12/2024			
CITIV 809-473-2400	Bonos Corporativos en USD	EGE HAINA	100,000,000	100,000,000	10,000,000 [1]	0	0	USD $30.00	7.00%	F	23/01/2015	23/01/2025	Trimestral	Fitch Rating 17/01/2017 Feller Rate 23/03/2016	AA-(dom) A
					10,000,000 [2]				6.50%		25/02/2015	25/02/2025			
					10,000,000 [3]				6.25%		25/03/2015	25/03/2025			
					10,000,000 [4]				6.25%		25/03/2015	25/03/2025			
					10,000,000 [5]				6.25%		25/03/2015	25/03/2025			
					10,000,000 [6]				6.00%		28/04/2015	28/04/2025			
					10,000,000 [7]				6.00%		28/04/2015	28/04/2025			
					10,000,000 [8]				6.00%		28/04/2015	28/04/2025			
					10,000,000 [9]				5.75%		11/06/2015	11/06/2025			
					10,000,000 [10]				5.75%		11/06/2015	11/06/2025			
PARVA 809-560-0909	Bonos Corporativos	Parallax Valores	900,000,000	900,000,000	100,000,000 [1]	0	-	RD$1,000.00	9.50%	F	22/09/2015	22/09/2017	Mensual	Fitch Rating 29/12/2016 Feller Rates 27/01/2016	BBB(dom) BBB+
					100,000,000 [2]				9.75%		22/09/2015	22/09/2018	Mensual		
					100,000,000 [3]				10.00%		22/09/2015	22/09/2019	Semestral		
					100,000,000 [4]				10.25%		22/09/2015	22/09/2020	Semestral		
					100,000,000 [5]				10.25%		22/09/2015	22/09/2020	Semestral		
					100,000,000 [6]				10.25%		22/09/2015	22/09/2020	Semestral		
					100,000,000 [7]				9.90%		10/03/2016	10/03/2019	Semestral		
					100,000,000 [8]				9.90%		10/03/2016	10/03/2019	Semestral		
					100,000,000 [9]				9.90%		10/03/2016	10/03/2019	Semestral		
IPSA 809-544-5724	Bonos Corporativos	Asociación La Vega Real de Ahorros y Préstamos	800,000,000	800,000,000	100,000,000 [1]	0	-	RD$1,000.00	10.21%	V	22/10/2015	22/10/2025	Mensual	Fitch Rating 11/10/2016	A-(dom)
					100,000,000 [2]				10.21%		22/10/2015	22/10/2025	Mensual		
					100,000,000 [3]				10.21%		22/10/2015	22/10/2025	Mensual		
					100,000,000 [4]				10.21%		22/10/2015	22/10/2025	Mensual		
					100,000,000 [5]				10.21%		22/10/2015	22/10/2025	Mensual		
					100,000,000 [6]				10.21%		22/10/2015	22/10/2025	Mensual		
					50,000,000 [7]				10.21%		22/10/2015	22/10/2025	Mensual		
					150,000,000 [8]				10.21%		22/04/2016	22/04/2021	Mensual		
BHD LEON 809-243-3600	Bonos Corporativos en USD	Consorcio Energético Punta Cana Macao	100,000,000	100,000,000	25,000,000 [1]	23,146,200	-	USD $30.00	5.15%	F	12/11/2015	12/11/2025	Trimestral	Fitch Rating 16/01/2017 Feller Rate 15/01/2016	AAA(dom) AA
					10,324,000 [2]				6.25%		20/04/2016	20/04/2026	Mensual		
					20,605,000 [3]				6.25%		20/04/2016	20/04/2026	Mensual		
					20,924,800 [4]				6.25%		20/04/2016	20/04/2026	Mensual		
UNICA 809-807-2002	Bonos Corporativos	United Capital Puesto de Bolsa	1,000,000,000	1,000,000,000	50,000,000 [1]	0	0	RD$1,000.00	9.50%	F	03/12/2015	03/12/2017	Mensual	Feller Rate 24/01/2017	BBB+
					50,000,000 [2]				9.50%		03/12/2015	03/12/2017	Mensual		
					50,000,000 [3]				9.50%		03/12/2015	03/12/2017	Semestral		
					50,000,000 [4]				9.50%		03/12/2015	03/12/2017	Semestral		
					50,000,000 [5]				9.50%		03/12/2015	03/12/2017	Semestral		
					50,000,000 [6]				9.50%		03/12/2015	03/12/2017	Semestral		
					50,000,000 [7]				9.50%		03/12/2015	03/12/2017	Semestral		
					50,000,000 [8]				9.50%		03/12/2015	03/12/2017	Semestral		
					50,000,000 [9]				9.50%		03/12/2015	03/12/2017	Semestral		
					50,000,000 [10]				9.50%		03/12/2015	03/12/2017	Semestral		
					50,000,000 [11]				9.50%		03/12/2015	03/12/2017	Semestral		
					50,000,000 [12]				9.50%		03/12/2015	03/12/2017	Semestral		
					50,000,000 [13]				9.50%		03/12/2015	03/12/2017	Semestral		
					50,000,000 [14]				9.50%		03/12/2015	03/12/2017	Semestral		
					50,000,000 [15]				9.50%		03/12/2015	03/12/2017	Semestral		
					50,000,000 [16]				9.50%		03/12/2015	03/12/2017	Semestral		
					50,000,000 [17]				9.50%		03/12/2015	03/12/2017	Semestral		
					50,000,000 [18]				9.50%		03/12/2015	03/12/2017	Semestral		
					50,000,000 [19]				9.50%		03/12/2015	03/12/2017	Semestral		
					50,000,000 [20]				9.50%		03/12/2015	03/12/2017	Semestral		
CCI 809-566-6084	Bonos Corporativos	Consorcio Remix	300,000,000	300,000,000	50,000,000 [1]	-	-	RD$1,000.00	11.25%	F	27/04/2016	27/10/2017	Trimestral	Feller Rate 01/01/2016	BBB
					50,000,000 [2]				11.75%		27/04/2016	27/07/2018	Trimestral		
					50,000,000 [3]				12.00%		27/04/2016	27/04/2019	Trimestral		
					50,000,000 [4]				12.00%		27/04/2016	27/04/2019	Trimestral		
					50,000,000 [5]				11.75%		26/10/2016	26/02/2019	Trimestral		
					50,000,000 [6]				11.25%		15/12/2016	15/06/2018	Trimestral		

Emisiones Vigentes en el Mercado de Valores
Valores de Renta Fija

Puesto Estructurador	Instrumento	Empresas Emisoras	Monto del Programa de Emisión	Monto Ofertado al Público (AOP)	Monto Colocado del AOP	Pendiente Colocación del AOP	Monto Dejado o Aún por Ofertar al Público	Mínimo de Inversión MP	Tasa Fija(F) o Variable(V)		Fecha Emision	Fecha Vencimiento	Pagos	Ultima Calificación	
BHD LEON 809-243-3600	Bonos Corporativos	Motor Credito	500,000,000	500,000,000	50,000,000 [1]	-	-	RD$1,000.00	9.65%	F	03/05/2016	03/05/2019	Mensual	Fitch Rating 12/01/2017	A-(dom)
					50,000,000 [2]				9.65%		03/05/2016	03/05/2019	Mensual		
					50,000,000 [3]				9.65%		03/08/2016	03/08/2019	Mensual		
					50,000,000 [4]				9.65%		03/08/2016	03/08/2019	Mensual		
					50,000,000 [5]				9.75%		06/09/2016	06/09/2020	Mensual		
					50,000,000 [6]				9.75%		06/09/2016	06/09/2020	Mensual		
					50,000,000 [7]				10.15%		12/12/2016	12/12/2019	Mensual		
					50,000,000 [8]				10.15%		12/12/2016	12/12/2019	Mensual		
					50,000,000 [9]				10.15%		02/02/2017	02/02/2020	Mensual		
					50,000,000 [10]				10.15%		02/02/2017	02/02/2020	Mensual		
ALPHA 809-732-1080	Bonos Corporativos	ALPHA Puesto de Bolsa	1,000,000,000	800,000,000	75,000,000 [1]	125,000,000.00	200,000,000	RD$1,000.00	9.50%	F	09/05/2016	09/05/2019	Trimestral	Feller Rates 27/01/2016	BBB(dom)
					200,000,000 [2]				9.60%		09/05/2016	09/05/2019	Semestral		
					200,000,000 [3]				9.60%		09/05/2016	09/05/2019	Semestral		
					200,000,000 [4]				9.60%		09/05/2016	09/05/2019	Semestral		
CITIV 809-473-2400	Bonos Corporativos	EGE HAINA	4,550,950,000	4,550,950,000	227,547,500 [1]	-	-	RD$1.00	12.00%	F	27/06/2016	27/06/2026	Mensual	Fitch Dom 17/01/2017 Feller Rate 23/03/16	AA-(dom) A
					227,547,500 [2]				12.00%		27/06/2016	27/06/2026	Mensual		
					227,547,500 [3]				12.00%		27/06/2016	27/06/2026	Mensual		
					227,547,500 [4]				11.50%		21/07/2016	21/07/2026	Mensual		
					227,547,500 [5]				11.50%		21/07/2016	21/07/2026	Mensual		
					227,547,500 [6]				11.50%		21/07/2016	21/07/2026	Mensual		
					227,547,500 [7]				11.50%		21/07/2016	21/07/2026	Mensual		
					227,547,500 [8]				11.50%		21/07/2016	21/07/2026	Mensual		
					227,547,500 [9]				11.50%		21/07/2016	21/07/2026	Mensual		
					227,547,500 [10]				11.50%		21/07/2016	21/07/2026	Mensual		
					227,547,500 [11]				11.25%		10/08/2016	10/08/2026	Mensual		
					227,547,500 [12]				11.25%		10/08/2016	10/08/2026	Mensual		
					227,547,500 [13]				11.25%		10/08/2016	10/08/2026	Mensual		
					227,547,500 [14]				11.25%		10/08/2016	10/08/2026	Mensual		
					227,547,500 [15]				11.25%		10/08/2016	10/08/2026	Mensual		
					227,547,500 [16]				11.25%		10/08/2016	10/08/2026	Mensual		
					227,547,500 [17]				11.25%		10/08/2016	10/08/2026	Mensual		
					227,547,500 [18]				11.25%		10/08/2016	10/08/2026	Mensual		
					227,547,500 [19]				11.25%		10/08/2016	10/08/2026	Mensual		
					227,547,500 [20]				11.25%		10/08/2016	10/08/2026	Mensual		
CITIV 809-473-2400	Bonos	IFC	4,000,000,000	450,000,000	180,349,900 [1]	269,650,100	3,550,000,000	RD$1.00	8.75%	F	21/07/016	21/01/2023	Semestral	Standard & Poors 23/12/2015	AAA
					[2]										
PARVA 809-560-0909	Bonos Subordinados	Banco Múltiple Santa Cruz, S. A.	500,000,000	500,000,000	100,000,000 [1]	0	0	RD$1,000.00	9.63%	V	25/02/2016	25/02/2023	Semestral	Fitch Rating 28/12/2016	A- (dom)
					100,000,000 [2]				9.63%		25/02/2016	25/02/2023	Semestral		
					100,000,000 [3]				9.63%		25/02/2016	25/02/2023	Semestral		
					100,000,000 [4]				9.63%		25/02/2016	25/02/2023	Semestral		
					100,000,000 [5]				9.63%		25/02/2016	25/02/2023	Semestral		
PARVA 809-560-0909	Bonos Corporativos	Parallax Valores	900,000,000	400,000,000	100,000,000 [1]	0	500,000,000	RD$1,000.00	9.45%	F	22/09/2016	22/09/2018	Mensual	Fitch Rating 29/12/2016 Feller Rates 27/01/2016	BBB(dom) BBB+
					100,000,000 [2]				9.45%		22/09/2016	22/09/2018	Mensual		
					100,000,000 [3]				9.70%		22/09/2016	22/09/2019	Mensual		
					100,000,000 [4]				9.70%		22/09/2016	22/09/2019	Mensual		
CITIV 809-473-2400	Bonos Ordinarios	Asociación Popular de A&P	3,000,000,000	3,000,000,000	500,000,000 [1]	0	300,000,000	RD$1,000	10.00%	F	19/09/2016	19/09/2026	Semestral	Fitch / Feller 12/01/2017 21/10/2015	AA-(dom) A+
					500,000,000 [2]				10.00%						
					500,000,000 [3]				10.00%						
					400,000,000 [4]				9.69%	V					
					400,000,000 [5]				9.69%						
					400,000,000 [6]				9.69%						
IPSA 809-544-5724	Bonos Subordinados	Banco Popular Dominicano	10,000,000,000	8,000,000,000	1,000,000,000 [1]	0	2,000,000,000	RD$1,000.00	10.50%	F	28/11/2016	28/11/2026	Mensual	Fitch Rating 03/01/2016 Feller Rates 28/11/2016	AA+(dom) AA+
					1,000,000,000 [2]				10.50%		28/11/2016	28/11/2026	Mensual		
					1,000,000,000 [3]				10.50%		28/11/2016	28/11/2026	Mensual		
					1,000,000,000 [4]				10.50%		28/11/2016	28/11/2026	Mensual		
					1,000,000,000 [5]				10.50%		19/12/2016	19/12/2026	Mensual		
					1,000,000,000 [6]				10.50%		19/12/2016	19/12/2026	Mensual		
					1,000,000,000 [7]				10.50%		19/12/2016	19/12/2026	Mensual		
					1,000,000,000 [8]				10.50%		19/12/2016	19/12/2026	Mensual		
INRES 809-960-4551	Valor de Fideicomiso Representativo de Deuda	Fideicomiso para la Operación Mant. Y Expansión Red Vial Principal Rep. Dom.	25,000,000,000	2,500,000,000	2,500,000,000 [1]	0	22,500,000,000	RD$1.00	10.50%	F	28/12/2016	28/12/2026	Semestral	Feller Rate 28/12/2016	AA-
BHD LEON 809-243-3600	Bonos Corporativos	Motor Credito	400,000,000	400,000,000	50,000,000 [4]	-	-	RD$1,000.00	10.25%	F	25/06/2014	25/06/2017	Mensual	Fitch Rating 12/01/2017	A-(dom)
					50,000,000 [5]				10.25%		25/06/2014	25/06/2017	Mensual		
					50,000,000 [6]				10.75%		25/06/2014	25/06/2017	Mensual		
					50,000,000 [7]				10.75%		25/06/2014	25/06/2018	Mensual		
					50,000,000 [8]				10.75%		25/06/2014	25/06/2018	Mensual		
IPSA 809-544-5724	Bonos Corporativos USD	Dominican Power Partners	300,000,000	50,000,000	4,152,000 [1]	2,500,000	252,500,000	RD$1,000.00	6.25%	F	03/02/2017	03/02/2027	Trimestral	Feller Rates 03/02/2017	AA-
					3,485,000 [2]				6.25%		03/02/2017	03/02/2027	Trimestral		
					5,000,000 [3]				6.25%		03/02/2017	03/02/2027	Trimestral		
					5,000,000 [4]				6.25%		03/02/2017	03/02/2027	Trimestral		
					5,000,000 [5]				6.25%		03/02/2017	03/02/2027	Trimestral		
					5,000,000 [6]				6.25%		03/02/2017	03/02/2027	Trimestral		
					5,000,000 [7]				6.25%		03/02/2017	03/02/2027	Trimestral		
					5,000,000 [8]				6.25%		03/02/2017	03/02/2027	Trimestral		
					4,863,000 [9]				6.25%		03/02/2017	03/02/2027	Trimestral		
					5,000,000 [10]				6.25%		03/02/2017	03/02/2027	Trimestral		